

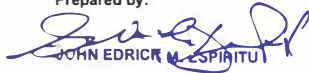
MONTHLY REPORT OF DISBURSEMENTS  
For the month of February 2025

Department : Department of Finance (DOF)  
Agency/Entity : Insurance Commission  
Operating Unit : < not applicable >  
Organization Code (UACS) : 11 008 000000

Fund Cluster : 03 - Special Account - Locally Funded/Domestic Grants Fund  
(e.g. UACS Fund Cluster: 01-Regular Agency Fund, 02-Foreign Assisted Projects Fund, 03-Special Account-Locally Funded/Domestic Grants Fund, etc.)

Particulars	Current Year Budget					Prior Year's Accounts Payable					Prior Year's Budget					SUB-TOTAL	Trust Liabilities				Grand Total					Remarks			
	PS	MOOE	FinEx	CO	TOTAL	PS	MOOE	FinEx	CO	Sub-Total	PS	MOOE	FinEx	CO	TOTAL		PS	MOOE	CO	TOTAL	PS	MOOE	FinEx	CO	TOTAL				
	2	3	4	5	6=(2+3+4+5)	7	8	9	10	11=(7+8+9+10)	12	13	14	15	16=(12+13+14+15)		17=(11+16)	18=(6+17)	19	20	21	22=(19+20)	23	24	25		26	27=(23+24+25+26)	28
CASH DISBURSEMENTS	26,356,700.84	17,597,141.63	0.00	3,624,067.85	47,577,910.32	0.00	0.00	0.00	0.00	0.00	0.00	761,586.44	0.00	0.00	761,586.44	761,586.44	48,339,496.76	0.00	0.00	0.00	0.00	26,356,700.84	18,358,728.07	0.00	3,624,067.85	48,339,496.76			
Notice of Cash Allocation (NCA)	26,356,700.84	17,597,141.63	0.00	3,624,067.85	47,577,910.32	0.00	0.00	0.00	0.00	0.00	0.00	761,586.44	0.00	0.00	761,586.44	761,586.44	48,339,496.76	0.00	0.00	0.00	0.00	26,356,700.84	18,358,728.07	0.00	3,624,067.85	48,339,496.76			
MDS Checks Issued	9,047,897.48	14,391,382.60	0.00	3,624,067.85	27,063,347.93	0.00	0.00	0.00	0.00	0.00	0.00	639,792.79	0.00	0.00	639,792.79	639,792.79	27,703,140.72	0.00	0.00	0.00	0.00	9,047,897.48	15,031,175.39	0.00	3,624,067.85	27,703,140.72			
Advice to Debit Account	17,308,803.36	3,205,759.03	0.00	0.00	20,514,562.39	0.00	0.00	0.00	0.00	0.00	0.00	121,793.65	0.00	0.00	121,793.65	121,793.65	20,636,356.04	0.00	0.00	0.00	0.00	17,308,803.36	3,327,552.68	0.00	0.00	20,636,356.04			
Notice of Transfer Allocations (NTA)	0.00	0.00	0.00	0.00	0.00	0.00	0.00	0.00	0.00	0.00	0.00	0.00	0.00	0.00	0.00	0.00	0.00	0.00	0.00	0.00	0.00	0.00	0.00	0.00	0.00	0.00	0.00	0.00	
MDS Checks Issued	0.00	0.00	0.00	0.00	0.00	0.00	0.00	0.00	0.00	0.00	0.00	0.00	0.00	0.00	0.00	0.00	0.00	0.00	0.00	0.00	0.00	0.00	0.00	0.00	0.00	0.00	0.00	0.00	
Advice to Debit Account	0.00	0.00	0.00	0.00	0.00	0.00	0.00	0.00	0.00	0.00	0.00	0.00	0.00	0.00	0.00	0.00	0.00	0.00	0.00	0.00	0.00	0.00	0.00	0.00	0.00	0.00	0.00	0.00	
Working Fund for FAPs	0.00	0.00	0.00	0.00	0.00	0.00	0.00	0.00	0.00	0.00	0.00	0.00	0.00	0.00	0.00	0.00	0.00	0.00	0.00	0.00	0.00	0.00	0.00	0.00	0.00	0.00	0.00	0.00	
Cash Disbursement Ceiling (CDC)	0.00	0.00	0.00	0.00	0.00	0.00	0.00	0.00	0.00	0.00	0.00	0.00	0.00	0.00	0.00	0.00	0.00	0.00	0.00	0.00	0.00	0.00	0.00	0.00	0.00	0.00	0.00	0.00	
<b>TOTAL CASH DISBURSEMENTS</b>	<b>26,356,700.84</b>	<b>17,597,141.63</b>	<b>0.00</b>	<b>3,624,067.85</b>	<b>47,577,910.32</b>	<b>0.00</b>	<b>0.00</b>	<b>0.00</b>	<b>0.00</b>	<b>0.00</b>	<b>0.00</b>	<b>761,586.44</b>	<b>0.00</b>	<b>0.00</b>	<b>761,586.44</b>	<b>761,586.44</b>	<b>48,339,496.76</b>	<b>0.00</b>	<b>0.00</b>	<b>0.00</b>	<b>0.00</b>	<b>26,356,700.84</b>	<b>18,358,728.07</b>	<b>0.00</b>	<b>3,624,067.85</b>	<b>48,339,496.76</b>			
NON-CASH DISBURSEMENTS	3,027,025.72	739,187.00	0.00	0.00	3,766,212.72	0.00	0.00	0.00	0.00	0.00	0.00	0.00	0.00	0.00	0.00	0.00	3,766,212.72	0.00	0.00	0.00	0.00	3,027,025.72	739,187.00	0.00	0.00	3,766,212.72			
Tax Remittance Advances Issued (TRA)	3,027,025.72	739,187.00	0.00	0.00	3,766,212.72	0.00	0.00	0.00	0.00	0.00	0.00	0.00	0.00	0.00	0.00	0.00	3,766,212.72	0.00	0.00	0.00	0.00	3,027,025.72	739,187.00	0.00	0.00	3,766,212.72			
Non-Cash Availment Authority (NCAA)	0.00	0.00	0.00	0.00	0.00	0.00	0.00	0.00	0.00	0.00	0.00	0.00	0.00	0.00	0.00	0.00	0.00	0.00	0.00	0.00	0.00	0.00	0.00	0.00	0.00	0.00	0.00		
Disbursements effected through outright deductions from claims (please specify...)	0.00	0.00	0.00	0.00	0.00	0.00	0.00	0.00	0.00	0.00	0.00	0.00	0.00	0.00	0.00	0.00	0.00	0.00	0.00	0.00	0.00	0.00	0.00	0.00	0.00	0.00	0.00		
Overpayment of expenses(e.g. personnel benefits)	0.00	0.00	0.00	0.00	0.00	0.00	0.00	0.00	0.00	0.00	0.00	0.00	0.00	0.00	0.00	0.00	0.00	0.00	0.00	0.00	0.00	0.00	0.00	0.00	0.00	0.00	0.00		
Restitution for loss of government property	0.00	0.00	0.00	0.00	0.00	0.00	0.00	0.00	0.00	0.00	0.00	0.00	0.00	0.00	0.00	0.00	0.00	0.00	0.00	0.00	0.00	0.00	0.00	0.00	0.00	0.00	0.00		
Liquidated damages and similar claims	0.00	0.00	0.00	0.00	0.00	0.00	0.00	0.00	0.00	0.00	0.00	0.00	0.00	0.00	0.00	0.00	0.00	0.00	0.00	0.00	0.00	0.00	0.00	0.00	0.00	0.00	0.00		
Others(TEF, BT-Documentary Stamp Tax, etc.)	0.00	0.00	0.00	0.00	0.00	0.00	0.00	0.00	0.00	0.00	0.00	0.00	0.00	0.00	0.00	0.00	0.00	0.00	0.00	0.00	0.00	0.00	0.00	0.00	0.00	0.00	0.00		
<b>TOTAL NON-CASH DISBURSEMENTS</b>	<b>3,027,025.72</b>	<b>739,187.00</b>	<b>0.00</b>	<b>0.00</b>	<b>3,766,212.72</b>	<b>0.00</b>	<b>0.00</b>	<b>0.00</b>	<b>0.00</b>	<b>0.00</b>	<b>0.00</b>	<b>0.00</b>	<b>0.00</b>	<b>0.00</b>	<b>0.00</b>	<b>0.00</b>	<b>3,766,212.72</b>	<b>0.00</b>	<b>0.00</b>	<b>0.00</b>	<b>0.00</b>	<b>3,027,025.72</b>	<b>739,187.00</b>	<b>0.00</b>	<b>0.00</b>	<b>3,766,212.72</b>			
<b>GRAND TOTAL</b>	<b>29,383,726.56</b>	<b>18,336,328.63</b>	<b>0.00</b>	<b>3,624,067.85</b>	<b>51,344,123.04</b>	<b>0.00</b>	<b>0.00</b>	<b>0.00</b>	<b>0.00</b>	<b>0.00</b>	<b>0.00</b>	<b>761,586.44</b>	<b>0.00</b>	<b>0.00</b>	<b>761,586.44</b>	<b>761,586.44</b>	<b>52,105,709.48</b>	<b>0.00</b>	<b>0.00</b>	<b>0.00</b>	<b>0.00</b>	<b>29,383,726.56</b>	<b>19,097,915.07</b>	<b>0.00</b>	<b>3,624,067.85</b>	<b>52,105,709.48</b>			

Prepared by:

  
JOHN EDRIK M. ESPIRITU

IC Accountant II  
Date: March 10, 2025

Approved by:

  
DELA F. PITIS


Division Manager, Accounting Division  
Date: March 10, 2025

MONTHLY REPORT OF DISBURSEMENTS  
For the month of January 2025


Department : Department of Finance (DOF)  
 Agency/Entity : Insurance Commission  
 Operating Unit : < not applicable >  
 Organization Code (UACS) : 11 008 0000000  
 Fund Cluster : 03 - Special Account - Locally Funded/Domestic Grants Fund  
 (e.g. UACS Fund Cluster: 01-Regular Agency Fund, 02-Foreign Assisted Projects Fund, 03-Special Account-Locally Funded/Domestic Grants Fund, etc.)

Particulars	Current Year Budget					Prior Year's Budget										Trust Liabilities				Grand Total					Remarks			
	PS	MOOE	FinEx	CO	TOTAL	Prior Year's Accounts Payable					Current Year's Accounts Payable					TOTAL	SUB-TOTAL	PS	MOOE	CO	TOTAL	PS	MOOE	FinEx		CO	TOTAL	
						PS	MOOE	FinEx	CO	Sub-Total	PS	MOOE	FinEx	CO	Sub-Total													
1	2	3	4	5	6=(2+3+4+5)	7	8	9	10	11=(7+8+9+10)	12	13	14	15	16=	17=(11+16)	18=(6+17)	19	20	21	22=(19+20+21)	23	24	25	26	27=(23+24+25+26)	28	
CASH DISBURSEMENTS	13,130,652.08	4,235,903.45	0.00	0.00	17,366,555.53	0.00	0.00	0.00	0.00	0.00	0.00	227,864.10	0.00	4,030,327.85	4,258,191.95	4,258,191.95	21,624,747.48	0.00	0.00	0.00	0.00	13,130,652.08	4,463,767.55	0.00	4,030,327.85	21,624,747.48		
Notice of Cash Allocation (NCA)	13,130,652.08	4,235,903.45	0.00	0.00	17,366,555.53	0.00	0.00	0.00	0.00	0.00	0.00	227,864.10	0.00	4,030,327.85	4,258,191.95	4,258,191.95	21,624,747.48	0.00	0.00	0.00	0.00	13,130,652.08	4,463,767.55	0.00	4,030,327.85	21,624,747.48		
MDS Checks Issued	0.00	3,120,624.24	0.00	0.00	3,120,624.24	0.00	0.00	0.00	0.00	0.00	0.00	0.00	0.00	4,030,327.85	4,030,327.85	4,030,327.85	7,150,952.09	0.00	0.00	0.00	0.00	0.00	3,120,624.24	0.00	4,030,327.85	7,150,952.09		
Advice to Debit Account	13,130,652.08	1,115,279.21	0.00	0.00	14,245,931.29	0.00	0.00	0.00	0.00	0.00	0.00	227,864.10	0.00	0.00	227,864.10	227,864.10	14,473,795.39	0.00	0.00	0.00	0.00	13,130,652.08	1,343,143.31	0.00	0.00	14,473,795.39		
Notice of Transfer Allocations (NTA)	0.00	0.00	0.00	0.00	0.00	0.00	0.00	0.00	0.00	0.00	0.00	0.00	0.00	0.00	0.00	0.00	0.00	0.00	0.00	0.00	0.00	0.00	0.00	0.00	0.00	0.00	0.00	
MDS Checks Issued	0.00	0.00	0.00	0.00	0.00	0.00	0.00	0.00	0.00	0.00	0.00	0.00	0.00	0.00	0.00	0.00	0.00	0.00	0.00	0.00	0.00	0.00	0.00	0.00	0.00	0.00	0.00	
Advice to Debit Account	0.00	0.00	0.00	0.00	0.00	0.00	0.00	0.00	0.00	0.00	0.00	0.00	0.00	0.00	0.00	0.00	0.00	0.00	0.00	0.00	0.00	0.00	0.00	0.00	0.00	0.00	0.00	
Working Fund for FAPs	0.00	0.00	0.00	0.00	0.00	0.00	0.00	0.00	0.00	0.00	0.00	0.00	0.00	0.00	0.00	0.00	0.00	0.00	0.00	0.00	0.00	0.00	0.00	0.00	0.00	0.00	0.00	
Cash Disbursement Ceiling (CDC)	0.00	0.00	0.00	0.00	0.00	0.00	0.00	0.00	0.00	0.00	0.00	0.00	0.00	0.00	0.00	0.00	0.00	0.00	0.00	0.00	0.00	0.00	0.00	0.00	0.00	0.00	0.00	
<b>TOTAL CASH DISBURSEMENTS</b>	<b>13,130,652.08</b>	<b>4,235,903.45</b>	<b>0.00</b>	<b>0.00</b>	<b>17,366,555.53</b>	<b>0.00</b>	<b>0.00</b>	<b>0.00</b>	<b>0.00</b>	<b>0.00</b>	<b>0.00</b>	<b>227,864.10</b>	<b>0.00</b>	<b>4,030,327.85</b>	<b>4,258,191.95</b>	<b>4,258,191.95</b>	<b>21,624,747.48</b>	<b>0.00</b>	<b>0.00</b>	<b>0.00</b>	<b>0.00</b>	<b>13,130,652.08</b>	<b>4,463,767.55</b>	<b>0.00</b>	<b>4,030,327.85</b>	<b>21,624,747.48</b>		
NON-CASH DISBURSEMENTS	2,841,862.67	22,435.81	0.00	0.00	2,864,298.48	0.00	0.00	0.00	0.00	0.00	0.00	0.00	0.00	0.00	0.00	0.00	2,864,298.48	0.00	0.00	0.00	0.00	2,841,862.67	22,435.81	0.00	0.00	2,864,298.48		
Tax Remittance Advices Issued (TRA)	2,841,862.67	22,435.81	0.00	0.00	2,864,298.48	0.00	0.00	0.00	0.00	0.00	0.00	0.00	0.00	0.00	0.00	0.00	2,864,298.48	0.00	0.00	0.00	0.00	2,841,862.67	22,435.81	0.00	0.00	2,864,298.48		
Non-Cash Availment Authority (NCAA)	0.00	0.00	0.00	0.00	0.00	0.00	0.00	0.00	0.00	0.00	0.00	0.00	0.00	0.00	0.00	0.00	0.00	0.00	0.00	0.00	0.00	0.00	0.00	0.00	0.00	0.00	0.00	
Disbursements effected through outright deductions from claims (please specify...)	0.00	0.00	0.00	0.00	0.00	0.00	0.00	0.00	0.00	0.00	0.00	0.00	0.00	0.00	0.00	0.00	0.00	0.00	0.00	0.00	0.00	0.00	0.00	0.00	0.00	0.00	0.00	
Overpayment of expenses(e.g. personnel benefits)	0.00	0.00	0.00	0.00	0.00	0.00	0.00	0.00	0.00	0.00	0.00	0.00	0.00	0.00	0.00	0.00	0.00	0.00	0.00	0.00	0.00	0.00	0.00	0.00	0.00	0.00	0.00	
Restitution for loss of government property	0.00	0.00	0.00	0.00	0.00	0.00	0.00	0.00	0.00	0.00	0.00	0.00	0.00	0.00	0.00	0.00	0.00	0.00	0.00	0.00	0.00	0.00	0.00	0.00	0.00	0.00	0.00	
Liquidated damages and similar claims	0.00	0.00	0.00	0.00	0.00	0.00	0.00	0.00	0.00	0.00	0.00	0.00	0.00	0.00	0.00	0.00	0.00	0.00	0.00	0.00	0.00	0.00	0.00	0.00	0.00	0.00	0.00	
Others(TEF, BTr-Documentary Stamp Tax, etc.)	0.00	0.00	0.00	0.00	0.00	0.00	0.00	0.00	0.00	0.00	0.00	0.00	0.00	0.00	0.00	0.00	0.00	0.00	0.00	0.00	0.00	0.00	0.00	0.00	0.00	0.00	0.00	
<b>TOTAL NON-CASH DISBURSEMENTS</b>	<b>2,841,862.67</b>	<b>22,435.81</b>	<b>0.00</b>	<b>0.00</b>	<b>2,864,298.48</b>	<b>0.00</b>	<b>0.00</b>	<b>0.00</b>	<b>0.00</b>	<b>0.00</b>	<b>0.00</b>	<b>0.00</b>	<b>0.00</b>	<b>0.00</b>	<b>0.00</b>	<b>0.00</b>	<b>2,864,298.48</b>	<b>0.00</b>	<b>0.00</b>	<b>0.00</b>	<b>0.00</b>	<b>2,841,862.67</b>	<b>22,435.81</b>	<b>0.00</b>	<b>0.00</b>	<b>2,864,298.48</b>		
<b>GRAND TOTAL</b>	<b>15,972,514.75</b>	<b>4,258,339.26</b>	<b>0.00</b>	<b>0.00</b>	<b>20,230,854.01</b>	<b>0.00</b>	<b>0.00</b>	<b>0.00</b>	<b>0.00</b>	<b>0.00</b>	<b>0.00</b>	<b>227,864.10</b>	<b>0.00</b>	<b>4,030,327.85</b>	<b>4,258,191.95</b>	<b>4,258,191.95</b>	<b>24,489,045.96</b>	<b>0.00</b>	<b>0.00</b>	<b>0.00</b>	<b>0.00</b>	<b>15,972,514.75</b>	<b>4,486,203.36</b>	<b>0.00</b>	<b>4,030,327.85</b>	<b>24,489,045.96</b>		

Prepared by:

  
 JOHN EDRICK M. ESPIRITU  
 IC Accountant II  
 Dat: Februarv 10, 2025

Approved By:

  
 PAMELA F. PITAS  
 Division Manager, Accounting Division  
 Date: February 10, 2025