



**MONTHLY REPORT OF DISBURSEMENTS**  
For the month of December 2024

Department : Department of Finance (DOF)  
 Agency/Entity : Insurance Commission  
 Operating Unit : < not applicable >  
 Organization Code (UACS) : 11 008 0000000  
 Fund Cluster : 03 - Special Account - Locally Funded/Domestic Grants Fund  
 (e.g. UACS Fund Cluster: 01-Regular Agency Fund, 02-Foreign Assisted Projects Fund, 03-Special Account-Locally Funded/Domestic Grants Fund, etc.)

Particulars	Current Year Budget					Prior Year's Budget											Trust Liabilities				Grand Total					Remarks		
	PS	MOOE	FinEx	CO	TOTAL	Prior Year's Accounts Payable					Current Year's Accounts Payable						SUB-TOTAL	PS	MOOE	CO	TOTAL	PS	MOOE	FinEx	CO		TOTAL	
						PS	MOOE	FinEx	CO	Sub-Total	PS	MOOE	FinEx	CO	Sub-Total	PS												MOOE
1	2	3	4	5	6=(2+3+4+5)	7	8	9	10	11=(7+8+9+10)	12	13	14	15	16=	17=(11+16)	18=(6+17)	19	20	21	22=(19+20+21)	23	24	25	26	27=(23+24+25+26)	28	
CASH DISBURSEMENTS	47,590,566.67	46,614,267.09	0.00	0.00	94,204,833.76	0.00	0.00	0.00	0.00	0.00	0.00	30,098,991.08	0.00	2,605,991.07	32,704,982.15	32,704,982.15	126,909,815.91	0.00	0.00	0.00	0.00	47,590,566.67	76,713,258.17	0.00	2,605,991.07	126,909,815.91		
Notice of Cash Allocation (NCA)	47,590,566.67	46,614,267.09	0.00	0.00	94,204,833.76	0.00	0.00	0.00	0.00	0.00	0.00	30,098,991.08	0.00	2,605,991.07	32,704,982.15	32,704,982.15	126,909,815.91	0.00	0.00	0.00	0.00	47,590,566.67	76,713,258.17	0.00	2,605,991.07	126,909,815.91		
MDS Checks Issued	23,239,807.45	34,917,235.87	0.00	0.00	58,157,043.32	0.00	0.00	0.00	0.00	0.00	0.00	30,085,965.52	0.00	2,605,991.07	32,691,956.59	32,691,956.59	90,848,999.91	0.00	0.00	0.00	0.00	23,239,807.45	65,003,201.39	0.00	2,605,991.07	90,848,999.91		
Advice to Debit Account	24,350,759.22	11,697,031.22	0.00	0.00	36,047,790.44	0.00	0.00	0.00	0.00	0.00	0.00	13,025.56	0.00	0.00	13,025.56	13,025.56	36,060,816.00	0.00	0.00	0.00	0.00	24,350,759.22	11,710,056.78	0.00	0.00	36,060,816.00		
Notice of Transfer Allocations (NTA)	0.00	0.00	0.00	0.00	0.00	0.00	0.00	0.00	0.00	0.00	0.00	0.00	0.00	0.00	0.00	0.00	0.00	0.00	0.00	0.00	0.00	0.00	0.00	0.00	0.00	0.00	0.00	
MDS Checks Issued	0.00	0.00	0.00	0.00	0.00	0.00	0.00	0.00	0.00	0.00	0.00	0.00	0.00	0.00	0.00	0.00	0.00	0.00	0.00	0.00	0.00	0.00	0.00	0.00	0.00	0.00	0.00	
Advice to Debit Account	0.00	0.00	0.00	0.00	0.00	0.00	0.00	0.00	0.00	0.00	0.00	0.00	0.00	0.00	0.00	0.00	0.00	0.00	0.00	0.00	0.00	0.00	0.00	0.00	0.00	0.00	0.00	
Working Fund for FAPs	0.00	0.00	0.00	0.00	0.00	0.00	0.00	0.00	0.00	0.00	0.00	0.00	0.00	0.00	0.00	0.00	0.00	0.00	0.00	0.00	0.00	0.00	0.00	0.00	0.00	0.00	0.00	
Cash Disbursement Ceiling (CDC)	0.00	0.00	0.00	0.00	0.00	0.00	0.00	0.00	0.00	0.00	0.00	0.00	0.00	0.00	0.00	0.00	0.00	0.00	0.00	0.00	0.00	0.00	0.00	0.00	0.00	0.00	0.00	
<b>TOTAL CASH DISBURSEMENTS</b>	<b>47,590,566.67</b>	<b>46,614,267.09</b>	<b>0.00</b>	<b>0.00</b>	<b>94,204,833.76</b>	<b>0.00</b>	<b>0.00</b>	<b>0.00</b>	<b>0.00</b>	<b>0.00</b>	<b>0.00</b>	<b>30,098,991.08</b>	<b>0.00</b>	<b>2,605,991.07</b>	<b>32,704,982.15</b>	<b>32,704,982.15</b>	<b>126,909,815.91</b>	<b>0.00</b>	<b>0.00</b>	<b>0.00</b>	<b>0.00</b>	<b>47,590,566.67</b>	<b>76,713,258.17</b>	<b>0.00</b>	<b>2,605,991.07</b>	<b>126,909,815.91</b>		
NON-CASH DISBURSEMENTS	4,075,496.81	3,062,978.98	0.00	0.00	7,138,475.79	0.00	0.00	0.00	0.00	0.00	0.00	2,007,996.28	0.00	147,508.93	2,155,505.21	2,155,505.21	9,293,981.00	0.00	0.00	0.00	0.00	4,075,496.81	5,070,975.26	0.00	147,508.93	9,293,981.00		
Tax Remittance Advices Issued (TRA)	4,075,496.81	3,062,978.98	0.00	0.00	7,138,475.79	0.00	0.00	0.00	0.00	0.00	0.00	2,007,996.28	0.00	147,508.93	2,155,505.21	2,155,505.21	9,293,981.00	0.00	0.00	0.00	0.00	4,075,496.81	5,070,975.26	0.00	147,508.93	9,293,981.00		
Non-Cash Availment Authority (NCAA)	0.00	0.00	0.00	0.00	0.00	0.00	0.00	0.00	0.00	0.00	0.00	0.00	0.00	0.00	0.00	0.00	0.00	0.00	0.00	0.00	0.00	0.00	0.00	0.00	0.00	0.00	0.00	
Disbursements effected through outright deductions from claims (please specify...)	0.00	0.00	0.00	0.00	0.00	0.00	0.00	0.00	0.00	0.00	0.00	0.00	0.00	0.00	0.00	0.00	0.00	0.00	0.00	0.00	0.00	0.00	0.00	0.00	0.00	0.00	0.00	
Overpayment of expenses (e.g. personnel benefits)	0.00	0.00	0.00	0.00	0.00	0.00	0.00	0.00	0.00	0.00	0.00	0.00	0.00	0.00	0.00	0.00	0.00	0.00	0.00	0.00	0.00	0.00	0.00	0.00	0.00	0.00	0.00	
Restitution for loss of government property	0.00	0.00	0.00	0.00	0.00	0.00	0.00	0.00	0.00	0.00	0.00	0.00	0.00	0.00	0.00	0.00	0.00	0.00	0.00	0.00	0.00	0.00	0.00	0.00	0.00	0.00	0.00	
Liquidated damages and similar claims	0.00	0.00	0.00	0.00	0.00	0.00	0.00	0.00	0.00	0.00	0.00	0.00	0.00	0.00	0.00	0.00	0.00	0.00	0.00	0.00	0.00	0.00	0.00	0.00	0.00	0.00	0.00	
Others (TEF, BTr-Documetary Stamp Tax, etc.)	0.00	0.00	0.00	0.00	0.00	0.00	0.00	0.00	0.00	0.00	0.00	0.00	0.00	0.00	0.00	0.00	0.00	0.00	0.00	0.00	0.00	0.00	0.00	0.00	0.00	0.00	0.00	
<b>TOTAL NON-CASH DISBURSEMENTS</b>	<b>4,075,496.81</b>	<b>3,062,978.98</b>	<b>0.00</b>	<b>0.00</b>	<b>7,138,475.79</b>	<b>0.00</b>	<b>0.00</b>	<b>0.00</b>	<b>0.00</b>	<b>0.00</b>	<b>0.00</b>	<b>2,007,996.28</b>	<b>0.00</b>	<b>147,508.93</b>	<b>2,155,505.21</b>	<b>2,155,505.21</b>	<b>9,293,981.00</b>	<b>0.00</b>	<b>0.00</b>	<b>0.00</b>	<b>0.00</b>	<b>4,075,496.81</b>	<b>5,070,975.26</b>	<b>0.00</b>	<b>147,508.93</b>	<b>9,293,981.00</b>		
<b>GRAND TOTAL</b>	<b>51,666,063.48</b>	<b>49,677,246.07</b>	<b>0.00</b>	<b>0.00</b>	<b>101,343,309.55</b>	<b>0.00</b>	<b>0.00</b>	<b>0.00</b>	<b>0.00</b>	<b>0.00</b>	<b>0.00</b>	<b>32,106,987.36</b>	<b>0.00</b>	<b>2,753,500.00</b>	<b>34,860,487.36</b>	<b>34,860,487.36</b>	<b>136,203,796.91</b>	<b>0.00</b>	<b>0.00</b>	<b>0.00</b>	<b>0.00</b>	<b>51,666,063.48</b>	<b>81,784,233.43</b>	<b>0.00</b>	<b>2,753,500.00</b>	<b>136,203,796.91</b>		

Certified Correct:  
  
**MARIBEL V. ESCOBAR**  
 Date: 10-Jan-24

Approved By:  
  
 Digitally signed by Pamela F. Pitag  
 DN: cn=PAMELA F. PITAG, o=DOF, ou=Finance, email=pitag@do.gov.ph, c=PH  
 Date: 10-Jan-24

**MONTHLY REPORT OF DISBURSEMENTS**  
For the month of November 2024

Department : Department of Finance (DOF)  
 Agency/Entity : Insurance Commission  
 Operating Unit : < not applicable >  
 Organization Code (UACS) : 11 008 0000000  
 Fund Cluster : 03 - Special Account - Locally Funded/Domestic Grants Fund

(e.g. UACS Fund Cluster: 01-Regular Agency Fund, 02-Foreign Assisted Projects Fund, 03-Special Account-Locally Funded/Domestic Grants Fund, etc.)

Particulars	Current Year Budget					Prior Year's Budget											SUB-TOTAL	Trust Liabilities				Grand Total					Remarks
	PS	MOOE	FinEx	CO	TOTAL	Prior Year's Accounts Payable					Current Year's Accounts Payable					TOTAL		PS	MOOE	CO	TOTAL	PS	MOOE	FinEx	CO	TOTAL	
						PS	MOOE	FinEx	CO	Sub-Total	PS	MOOE	FinEx	CO	Sub-Total												
1	2	3	4	5	6=(2+3+4+5)	7	8	9	10	11=(7+8+9+10)	12	13	14	15	16=	17=(11+16)	18=(6+17)	19	20	21	22=(19+20+21)	23	24	25	26	27=(23+24+25+26)	28
CASH DISBURSEMENTS	45,073,246.56	9,291,168.45	0.00	0.00	54,364,415.01	0.00	0.00	0.00	0.00	0.00	0.00	67,856.25	0.00	1,646,501.18	1,714,157.43	1,714,157.43	56,078,572.44	0.00	0.00	0.00	0.00	45,073,246.56	9,358,824.70	0.00	1,646,501.18	56,078,572.44	
Notice of Cash Allocation (NCA)	45,073,246.56	9,291,168.45	0.00	0.00	54,364,415.01	0.00	0.00	0.00	0.00	0.00	0.00	67,856.25	0.00	1,646,501.18	1,714,157.43	1,714,157.43	56,078,572.44	0.00	0.00	0.00	0.00	45,073,246.56	9,358,824.70	0.00	1,646,501.18	56,078,572.44	
MDS Checks Issued	12,518,976.30	5,296,816.01	0.00	0.00	17,815,792.31	0.00	0.00	0.00	0.00	0.00	0.00	27,856.25	0.00	1,646,501.18	1,674,157.43	1,674,157.43	19,489,949.74	0.00	0.00	0.00	0.00	12,518,976.30	5,324,472.26	0.00	1,646,501.18	19,489,949.74	
Advice to Debit Account	32,554,270.26	3,994,352.44	0.00	0.00	36,548,622.70	0.00	0.00	0.00	0.00	0.00	0.00	40,000.00	0.00	0.00	40,000.00	40,000.00	36,588,622.70	0.00	0.00	0.00	0.00	32,554,270.26	4,034,352.44	0.00	0.00	36,588,622.70	
Notice of Transfer Allocations (NTA)	0.00	0.00	0.00	0.00	0.00	0.00	0.00	0.00	0.00	0.00	0.00	0.00	0.00	0.00	0.00	0.00	0.00	0.00	0.00	0.00	0.00	0.00	0.00	0.00	0.00	0.00	
MDS Checks Issued	0.00	0.00	0.00	0.00	0.00	0.00	0.00	0.00	0.00	0.00	0.00	0.00	0.00	0.00	0.00	0.00	0.00	0.00	0.00	0.00	0.00	0.00	0.00	0.00	0.00	0.00	
Advice to Debit Account	0.00	0.00	0.00	0.00	0.00	0.00	0.00	0.00	0.00	0.00	0.00	0.00	0.00	0.00	0.00	0.00	0.00	0.00	0.00	0.00	0.00	0.00	0.00	0.00	0.00	0.00	
Working Fund for FAPs	0.00	0.00	0.00	0.00	0.00	0.00	0.00	0.00	0.00	0.00	0.00	0.00	0.00	0.00	0.00	0.00	0.00	0.00	0.00	0.00	0.00	0.00	0.00	0.00	0.00	0.00	
Cash Disbursement Ceiling (CDC)	0.00	0.00	0.00	0.00	0.00	0.00	0.00	0.00	0.00	0.00	0.00	0.00	0.00	0.00	0.00	0.00	0.00	0.00	0.00	0.00	0.00	0.00	0.00	0.00	0.00	0.00	
<b>TOTAL CASH DISBURSEMENTS</b>	<b>45,073,246.56</b>	<b>9,291,168.45</b>	<b>0.00</b>	<b>0.00</b>	<b>54,364,415.01</b>	<b>0.00</b>	<b>0.00</b>	<b>0.00</b>	<b>0.00</b>	<b>0.00</b>	<b>0.00</b>	<b>67,856.25</b>	<b>0.00</b>	<b>1,646,501.18</b>	<b>1,714,157.43</b>	<b>1,714,157.43</b>	<b>56,078,572.44</b>	<b>0.00</b>	<b>0.00</b>	<b>0.00</b>	<b>0.00</b>	<b>45,073,246.56</b>	<b>9,358,824.70</b>	<b>0.00</b>	<b>1,646,501.18</b>	<b>56,078,572.44</b>	
NON-CASH DISBURSEMENTS	7,610,386.64	323,780.49	0.00	0.00	7,934,167.13	0.00	0.00	0.00	0.00	0.00	0.00	1,843.75	0.00	93,198.82	95,042.57	95,042.57	8,029,209.70	0.00	0.00	0.00	0.00	7,610,386.64	325,624.24	0.00	93,198.82	8,029,209.70	
Tax Remittance Advices Issued (TRA)	7,610,386.64	323,780.49	0.00	0.00	7,934,167.13	0.00	0.00	0.00	0.00	0.00	0.00	1,843.75	0.00	93,198.82	95,042.57	95,042.57	8,029,209.70	0.00	0.00	0.00	0.00	7,610,386.64	325,624.24	0.00	93,198.82	8,029,209.70	
Non-Cash Availment Authority (NCAA)	0.00	0.00	0.00	0.00	0.00	0.00	0.00	0.00	0.00	0.00	0.00	0.00	0.00	0.00	0.00	0.00	0.00	0.00	0.00	0.00	0.00	0.00	0.00	0.00	0.00	0.00	
Disbursements effected through outright deductions from claims (please specify...)	0.00	0.00	0.00	0.00	0.00	0.00	0.00	0.00	0.00	0.00	0.00	0.00	0.00	0.00	0.00	0.00	0.00	0.00	0.00	0.00	0.00	0.00	0.00	0.00	0.00	0.00	
Overpayment of expenses(e.g. personnel benefits)	0.00	0.00	0.00	0.00	0.00	0.00	0.00	0.00	0.00	0.00	0.00	0.00	0.00	0.00	0.00	0.00	0.00	0.00	0.00	0.00	0.00	0.00	0.00	0.00	0.00	0.00	
Restitution for loss of government property	0.00	0.00	0.00	0.00	0.00	0.00	0.00	0.00	0.00	0.00	0.00	0.00	0.00	0.00	0.00	0.00	0.00	0.00	0.00	0.00	0.00	0.00	0.00	0.00	0.00	0.00	
Liquidated damages and similar claims	0.00	0.00	0.00	0.00	0.00	0.00	0.00	0.00	0.00	0.00	0.00	0.00	0.00	0.00	0.00	0.00	0.00	0.00	0.00	0.00	0.00	0.00	0.00	0.00	0.00	0.00	
Others(TEF, BTr-Documentary Stamp Tax, etc.)	0.00	0.00	0.00	0.00	0.00	0.00	0.00	0.00	0.00	0.00	0.00	0.00	0.00	0.00	0.00	0.00	0.00	0.00	0.00	0.00	0.00	0.00	0.00	0.00	0.00	0.00	
<b>TOTAL NON-CASH DISBURSEMENTS</b>	<b>7,610,386.64</b>	<b>323,780.49</b>	<b>0.00</b>	<b>0.00</b>	<b>7,934,167.13</b>	<b>0.00</b>	<b>0.00</b>	<b>0.00</b>	<b>0.00</b>	<b>0.00</b>	<b>0.00</b>	<b>1,843.75</b>	<b>0.00</b>	<b>93,198.82</b>	<b>95,042.57</b>	<b>95,042.57</b>	<b>8,029,209.70</b>	<b>0.00</b>	<b>0.00</b>	<b>0.00</b>	<b>0.00</b>	<b>7,610,386.64</b>	<b>325,624.24</b>	<b>0.00</b>	<b>93,198.82</b>	<b>8,029,209.70</b>	
<b>GRAND TOTAL</b>	<b>52,683,633.20</b>	<b>9,614,948.94</b>	<b>0.00</b>	<b>0.00</b>	<b>62,298,582.14</b>	<b>0.00</b>	<b>0.00</b>	<b>0.00</b>	<b>0.00</b>	<b>0.00</b>	<b>0.00</b>	<b>69,500.00</b>	<b>0.00</b>	<b>1,739,700.00</b>	<b>1,809,200.00</b>	<b>1,809,200.00</b>	<b>64,107,782.14</b>	<b>0.00</b>	<b>0.00</b>	<b>0.00</b>	<b>0.00</b>	<b>52,683,633.20</b>	<b>9,684,448.94</b>	<b>0.00</b>	<b>1,739,700.00</b>	<b>64,107,782.14</b>	

Certified Correct:

  
**MARICEL V. ESCOBAR**  
 Date 10-Dec-24

Approved By:

  
**PAMELA F. PITÁS**  
 Date 10-Dec-24


**MONTHLY REPORT OF DISBURSEMENTS**  
For the month of October 2024

Department : Department of Finance (DOF)  
 Agency/Entity : Insurance Commission  
 Operating Unit : < not applicable >  
 Organization Code (UACS) : 11 008 0000000  
 Fund Cluster : 03 - Special Account - Locally Funded/Domestic Grants Fund

(e.g. UACS Fund Cluster: 01-Regular Agency Fund, 02-Foreign Assisted Projects Fund, 03-Special Account-Locally Funded/Domestic Grants Fund, etc.)

Particulars	Current Year Budget					Prior Year's Budget											SUB-TOTAL	Trust Liabilities				Grand Total					Remarks	
	PS	MOOE	FinEx	CO	TOTAL	Prior Year's Accounts Payable					Current Year's Accounts Payable					TOTAL		PS	MOOE	CO	TOTAL	PS	MOOE	FinEx	CO	TOTAL		
						PS	MOOE	FinEx	CO	Sub-Total	PS	MOOE	FinEx	CO	Sub-Total													
1	2	3	4	5	6=(2+3+4+5)	7	8	9	10	11=(7+8+9+10)	12	13	14	15	16=	17=(11+16)	18=(6+17)	19	20	21	22=(19+20+21)	23	24	25	26	27=(23+24+25+26)	28	
CASH DISBURSEMENTS	19,899,564.58	18,337,895.82	0.00	0.00	38,237,460.40	0.00	0.00	0.00	0.00	0.00	0.00	5,762,411.55	0.00	0.00	5,762,411.55	5,762,411.55	43,999,871.95	0.00	0.00	0.00	0.00	19,899,564.58	24,100,307.37	0.00	0.00	43,999,871.95		
Notice of Cash Allocation (NCA)	19,899,564.58	18,337,895.82	0.00	0.00	38,237,460.40	0.00	0.00	0.00	0.00	0.00	0.00	5,762,411.55	0.00	0.00	5,762,411.55	5,762,411.55	43,999,871.95	0.00	0.00	0.00	0.00	19,899,564.58	24,100,307.37	0.00	0.00	43,999,871.95		
MDS Checks Issued	859,121.18	15,287,524.80	0.00	0.00	16,146,645.98	0.00	0.00	0.00	0.00	0.00	0.00	5,752,411.55	0.00	0.00	5,752,411.55	5,752,411.55	21,899,057.53	0.00	0.00	0.00	0.00	859,121.18	21,039,936.35	0.00	0.00	21,899,057.53		
Advice to Debit Account	19,040,443.40	3,050,371.02	0.00	0.00	22,090,814.42	0.00	0.00	0.00	0.00	0.00	0.00	10,000.00	0.00	0.00	10,000.00	10,000.00	22,100,814.42	0.00	0.00	0.00	0.00	19,040,443.40	3,060,371.02	0.00	0.00	22,100,814.42		
Notice of Transfer Allocations (NTA)	0.00	0.00	0.00	0.00	0.00	0.00	0.00	0.00	0.00	0.00	0.00	0.00	0.00	0.00	0.00	0.00	0.00	0.00	0.00	0.00	0.00	0.00	0.00	0.00	0.00	0.00	0.00	
MDS Checks Issued	0.00	0.00	0.00	0.00	0.00	0.00	0.00	0.00	0.00	0.00	0.00	0.00	0.00	0.00	0.00	0.00	0.00	0.00	0.00	0.00	0.00	0.00	0.00	0.00	0.00	0.00	0.00	
Advice to Debit Account	0.00	0.00	0.00	0.00	0.00	0.00	0.00	0.00	0.00	0.00	0.00	0.00	0.00	0.00	0.00	0.00	0.00	0.00	0.00	0.00	0.00	0.00	0.00	0.00	0.00	0.00	0.00	
Working Fund for FAPs	0.00	0.00	0.00	0.00	0.00	0.00	0.00	0.00	0.00	0.00	0.00	0.00	0.00	0.00	0.00	0.00	0.00	0.00	0.00	0.00	0.00	0.00	0.00	0.00	0.00	0.00	0.00	
Cash Disbursement Ceiling (CDC)	0.00	0.00	0.00	0.00	0.00	0.00	0.00	0.00	0.00	0.00	0.00	0.00	0.00	0.00	0.00	0.00	0.00	0.00	0.00	0.00	0.00	0.00	0.00	0.00	0.00	0.00	0.00	
<b>TOTAL CASH DISBURSEMENTS</b>	<b>19,899,564.58</b>	<b>18,337,895.82</b>	<b>0.00</b>	<b>0.00</b>	<b>38,237,460.40</b>	<b>0.00</b>	<b>0.00</b>	<b>0.00</b>	<b>0.00</b>	<b>0.00</b>	<b>0.00</b>	<b>5,762,411.55</b>	<b>0.00</b>	<b>0.00</b>	<b>5,762,411.55</b>	<b>5,762,411.55</b>	<b>43,999,871.95</b>	<b>0.00</b>	<b>0.00</b>	<b>0.00</b>	<b>0.00</b>	<b>19,899,564.58</b>	<b>24,100,307.37</b>	<b>0.00</b>	<b>0.00</b>	<b>43,999,871.95</b>		
NON-CASH DISBURSEMENTS	3,359,630.29	379,355.49	0.00	0.00	3,738,985.78	0.00	0.00	0.00	0.00	0.00	0.00	380,167.82	0.00	0.00	380,167.82	380,167.82	4,119,153.60	0.00	0.00	0.00	0.00	3,359,630.29	759,523.31	0.00	0.00	4,119,153.60		
Tax Remittance Advices Issued (TRA)	3,359,630.29	379,355.49	0.00	0.00	3,738,985.78	0.00	0.00	0.00	0.00	0.00	0.00	380,167.82	0.00	0.00	380,167.82	380,167.82	4,119,153.60	0.00	0.00	0.00	0.00	3,359,630.29	759,523.31	0.00	0.00	4,119,153.60		
Non-Cash Availment Authority (NCAA)	0.00	0.00	0.00	0.00	0.00	0.00	0.00	0.00	0.00	0.00	0.00	0.00	0.00	0.00	0.00	0.00	0.00	0.00	0.00	0.00	0.00	0.00	0.00	0.00	0.00	0.00	0.00	
Disbursements effected through outright deductions from claims (please specify...)	0.00	0.00	0.00	0.00	0.00	0.00	0.00	0.00	0.00	0.00	0.00	0.00	0.00	0.00	0.00	0.00	0.00	0.00	0.00	0.00	0.00	0.00	0.00	0.00	0.00	0.00	0.00	
Overpayment of expenses(e.g. personnel benefits)	0.00	0.00	0.00	0.00	0.00	0.00	0.00	0.00	0.00	0.00	0.00	0.00	0.00	0.00	0.00	0.00	0.00	0.00	0.00	0.00	0.00	0.00	0.00	0.00	0.00	0.00	0.00	
Restitution for loss of government property	0.00	0.00	0.00	0.00	0.00	0.00	0.00	0.00	0.00	0.00	0.00	0.00	0.00	0.00	0.00	0.00	0.00	0.00	0.00	0.00	0.00	0.00	0.00	0.00	0.00	0.00	0.00	
Liquidated damages and similar claims	0.00	0.00	0.00	0.00	0.00	0.00	0.00	0.00	0.00	0.00	0.00	0.00	0.00	0.00	0.00	0.00	0.00	0.00	0.00	0.00	0.00	0.00	0.00	0.00	0.00	0.00	0.00	
Others(TEF, BTr-Documentary Stamp Tax, etc.)	0.00	0.00	0.00	0.00	0.00	0.00	0.00	0.00	0.00	0.00	0.00	0.00	0.00	0.00	0.00	0.00	0.00	0.00	0.00	0.00	0.00	0.00	0.00	0.00	0.00	0.00	0.00	
<b>TOTAL NON-CASH DISBURSEMENTS</b>	<b>3,359,630.29</b>	<b>379,355.49</b>	<b>0.00</b>	<b>0.00</b>	<b>3,738,985.78</b>	<b>0.00</b>	<b>0.00</b>	<b>0.00</b>	<b>0.00</b>	<b>0.00</b>	<b>0.00</b>	<b>380,167.82</b>	<b>0.00</b>	<b>0.00</b>	<b>380,167.82</b>	<b>380,167.82</b>	<b>4,119,153.60</b>	<b>0.00</b>	<b>0.00</b>	<b>0.00</b>	<b>0.00</b>	<b>3,359,630.29</b>	<b>759,523.31</b>	<b>0.00</b>	<b>0.00</b>	<b>4,119,153.60</b>		
<b>GRAND TOTAL</b>	<b>23,259,194.87</b>	<b>18,717,251.31</b>	<b>0.00</b>	<b>0.00</b>	<b>41,976,446.18</b>	<b>0.00</b>	<b>0.00</b>	<b>0.00</b>	<b>0.00</b>	<b>0.00</b>	<b>0.00</b>	<b>6,142,579.37</b>	<b>0.00</b>	<b>0.00</b>	<b>6,142,579.37</b>	<b>6,142,579.37</b>	<b>48,119,025.55</b>	<b>0.00</b>	<b>0.00</b>	<b>0.00</b>	<b>0.00</b>	<b>23,259,194.87</b>	<b>24,859,830.68</b>	<b>0.00</b>	<b>0.00</b>	<b>48,119,025.55</b>		

Certified Correct:

  
**MARICEL V. ESCOBAR**  
 IC Accountant III  
 Date: November 8, 2024

Approved By:

  
**PAMELA F. PITAS**  
 IC Division Manager  
 Date: November 8, 2024

**MONTHLY REPORT OF DISBURSEMENTS**  
For the month of September 2024

Department : Department of Finance (DOF)  
 Agency/Entity : Insurance Commission  
 Operating Unit : < not applicable >  
 Organization Code (UACS) : 11 008 0000000  
 Fund Cluster : 03 - Special Account - Locally Funded/Domestic Grants Fund  
 (e.g. UACS Fund Cluster: 01-Regular Agency Fund, 02-Foreign Assisted Projects Fund, 03-Special Account-Locally Funded/Domestic Grants Fund, etc.)

Particulars	Current Year Budget					Prior Year's Budget											Trust Liabilities				Grand Total					Remarks			
	PS	MOOE	FinEx	CO	TOTAL	Prior Year's Accounts Payable					Current Year's Accounts Payable					TOTAL	SUB-TOTAL	PS	MOOE	CO	TOTAL	PS	MOOE	FinEx	CO		TOTAL		
						7	8	9	10	11=(7+8+9+10)	12	13	14	15	16=													17=(11+16)	18=(6+17)
CASH DISBURSEMENTS	36,688,845.52	15,703,672.27	0.00	0.00	52,392,517.79	0.00	0.00	0.00	0.00	0.00	0.00	1,532,841.89	0.00	0.00	1,532,841.89	1,532,841.89	53,925,359.68	0.00	0.00	0.00	0.00	36,688,845.52	17,236,514.16	0.00	0.00	53,925,359.68			
Notice of Cash Allocation (NCA)	36,688,845.52	15,703,672.27	0.00	0.00	52,392,517.79	0.00	0.00	0.00	0.00	0.00	0.00	1,532,841.89	0.00	0.00	1,532,841.89	1,532,841.89	53,925,359.68	0.00	0.00	0.00	0.00	36,688,845.52	17,236,514.16	0.00	0.00	53,925,359.68			
MDS Checks Issued	22,424,095.52	13,181,153.95	0.00	0.00	35,605,249.47	0.00	0.00	0.00	0.00	0.00	0.00	1,532,841.89	0.00	0.00	1,325,346.84	1,325,346.84	36,930,596.31	0.00	0.00	0.00	0.00	22,424,095.52	14,506,500.79	0.00	0.00	36,930,596.31			
Advice to Debit Account	14,264,750.00	2,522,518.32	0.00	0.00	16,787,268.32	0.00	0.00	0.00	0.00	0.00	0.00	1,532,841.89	0.00	0.00	207,495.05	207,495.05	16,994,763.37	0.00	0.00	0.00	0.00	14,264,750.00	2,730,013.37	0.00	0.00	16,994,763.37			
Notice of Transfer Allocations (NTA)	0.00	0.00	0.00	0.00	0.00	0.00	0.00	0.00	0.00	0.00	0.00	1,532,841.89	0.00	0.00	0.00	0.00	0.00	0.00	0.00	0.00	0.00	0.00	0.00	0.00	0.00	0.00	0.00		
MDS Checks Issued	0.00	0.00	0.00	0.00	0.00	0.00	0.00	0.00	0.00	0.00	0.00	1,532,841.89	0.00	0.00	0.00	0.00	0.00	0.00	0.00	0.00	0.00	0.00	0.00	0.00	0.00	0.00	0.00	0.00	
Advice to Debit Account	0.00	0.00	0.00	0.00	0.00	0.00	0.00	0.00	0.00	0.00	0.00	1,532,841.89	0.00	0.00	0.00	0.00	0.00	0.00	0.00	0.00	0.00	0.00	0.00	0.00	0.00	0.00	0.00	0.00	
Working Fund for FAPs	0.00	0.00	0.00	0.00	0.00	0.00	0.00	0.00	0.00	0.00	0.00	1,532,841.89	0.00	0.00	0.00	0.00	0.00	0.00	0.00	0.00	0.00	0.00	0.00	0.00	0.00	0.00	0.00	0.00	
Cash Disbursement Ceiling (CDC)	0.00	0.00	0.00	0.00	0.00	0.00	0.00	0.00	0.00	0.00	0.00	1,532,841.89	0.00	0.00	0.00	0.00	0.00	0.00	0.00	0.00	0.00	0.00	0.00	0.00	0.00	0.00	0.00	0.00	
<b>TOTAL CASH DISBURSEMENTS</b>	36,688,845.52	15,703,672.27	0.00	0.00	52,392,517.79	0.00	0.00	0.00	0.00	0.00	0.00	1,532,841.89	0.00	0.00	1,532,841.89	1,532,841.89	53,925,359.68	0.00	0.00	0.00	0.00	36,688,845.52	17,236,514.16	0.00	0.00	53,925,359.68			
NON-CASH DISBURSEMENTS	2,819,368.17	401,653.33	0.00	0.00	3,221,021.50	0.00	0.00	0.00	0.00	0.00	0.00	1,532,841.89	0.00	0.00	94,626.13	94,626.13	3,315,647.63	0.00	0.00	0.00	0.00	2,819,368.17	496,279.46	0.00	0.00	3,315,647.63			
Tax Remittance Advices Issued (TRA)	2,819,368.17	401,653.33	0.00	0.00	3,221,021.50	0.00	0.00	0.00	0.00	0.00	0.00	1,532,841.89	0.00	0.00	94,626.13	94,626.13	3,315,647.63	0.00	0.00	0.00	0.00	2,819,368.17	496,279.46	0.00	0.00	3,315,647.63			
Non-Cash Availment Authority (NCAA)	0.00	0.00	0.00	0.00	0.00	0.00	0.00	0.00	0.00	0.00	0.00	1,532,841.89	0.00	0.00	0.00	0.00	0.00	0.00	0.00	0.00	0.00	0.00	0.00	0.00	0.00	0.00	0.00		
Disbursements effected through outright deductions from claims (please specify...)	0.00	0.00	0.00	0.00	0.00	0.00	0.00	0.00	0.00	0.00	0.00	1,532,841.89	0.00	0.00	0.00	0.00	0.00	0.00	0.00	0.00	0.00	0.00	0.00	0.00	0.00	0.00	0.00		
Overpayment of expenses(e.g. personnel benefits)	0.00	0.00	0.00	0.00	0.00	0.00	0.00	0.00	0.00	0.00	0.00	1,532,841.89	0.00	0.00	0.00	0.00	0.00	0.00	0.00	0.00	0.00	0.00	0.00	0.00	0.00	0.00	0.00		
Restitution for loss of government property	0.00	0.00	0.00	0.00	0.00	0.00	0.00	0.00	0.00	0.00	0.00	1,532,841.89	0.00	0.00	0.00	0.00	0.00	0.00	0.00	0.00	0.00	0.00	0.00	0.00	0.00	0.00	0.00		
Liquidated damages and similar claims	0.00	0.00	0.00	0.00	0.00	0.00	0.00	0.00	0.00	0.00	0.00	1,532,841.89	0.00	0.00	0.00	0.00	0.00	0.00	0.00	0.00	0.00	0.00	0.00	0.00	0.00	0.00	0.00		
Others(TEF, BTr-Documentary Stamp Tax, etc.)	0.00	0.00	0.00	0.00	0.00	0.00	0.00	0.00	0.00	0.00	0.00	1,532,841.89	0.00	0.00	0.00	0.00	0.00	0.00	0.00	0.00	0.00	0.00	0.00	0.00	0.00	0.00	0.00		
<b>TOTAL NON-CASH DISBURSEMENTS</b>	2,819,368.17	401,653.33	0.00	0.00	3,221,021.50	0.00	0.00	0.00	0.00	0.00	0.00	1,532,841.89	0.00	0.00	94,626.13	94,626.13	3,315,647.63	0.00	0.00	0.00	0.00	2,819,368.17	496,279.46	0.00	0.00	3,315,647.63			
<b>GRAND TOTAL</b>	39,508,213.69	16,105,325.60	0.00	0.00	55,613,539.29	0.00	0.00	0.00	0.00	0.00	0.00	1,532,841.89	0.00	0.00	1,627,468.02	1,627,468.02	57,241,007.31	0.00	0.00	0.00	0.00	39,508,213.69	17,732,793.62	0.00	0.00	57,241,007.31			

Certified Correct:

  
**MARICEL V. ESCOBAR**

IC Accountant III  
 Date: 7-Oct-24

Approved By:

  
**PAMELA F. PITAS**  
 Division Manager  
 Date: 7-Oct-24

**MONTHLY REPORT OF DISBURSEMENTS**  
For the month of August 2024

Department : Department of Finance (DOF)  
 Agency/Entity : Insurance Commission  
 Operating Unit : < not applicable >  
 Organization Code (UACS) : 11 008 0000000  
 Fund Cluster : 03 - Special Account - Locally Funded/Domestic Grants Fund  
 (e.g. UACS Fund Cluster: 01-Regular Agency Fund, 02-Foreign Assisted Projects Fund, 03-Special Account-Locally Funded/Domestic Grants Fund, etc.)

Particulars	Current Year Budget					Prior Year's Budget											Trust Liabilities				Grand Total					Remarks		
	PS	MOOE	FinEx	CO	TOTAL	Prior Year's Accounts Payable					Current Year's Accounts Payable						SUB-TOTAL	PS	MOOE	CO	TOTAL	PS	MOOE	FinEx	CO		TOTAL	
						PS	MOOE	FinEx	CO	Sub-Total	PS	MOOE	FinEx	CO	Sub-Total	TOTAL												
1	2	3	4	5	6=(2+3+4+5)	7	8	9	10	11=(7+8+9+10)	12	13	14	15	16=	17=(11+16)	18=(6+17)	19	20	21	22=(19+20+21)	23	24	25	26	27=(23+24+25+26)	28	
CASH DISBURSEMENTS	17,945,518.58	7,045,679.07	0.00	0.00	24,991,197.65	0.00	0.00	0.00	0.00	0.00	0.00	756,981.79	0.00	0.00	756,981.79	756,981.79	25,748,179.44	0.00	0.00	0.00	0.00	17,945,518.58	7,802,660.86	0.00	0.00	25,748,179.44		
Notice of Cash Allocation (NCA)	17,945,518.58	7,045,679.07	0.00	0.00	24,991,197.65	0.00	0.00	0.00	0.00	0.00	0.00	756,981.79	0.00	0.00	756,981.79	756,981.79	25,748,179.44	0.00	0.00	0.00	0.00	17,945,518.58	7,802,660.86	0.00	0.00	25,748,179.44		
MDS Checks Issued	2,303,950.36	4,495,861.48	0.00	0.00	6,799,811.84	0.00	0.00	0.00	0.00	0.00	0.00	501,406.97	0.00	0.00	501,406.97	501,406.97	7,301,218.81	0.00	0.00	0.00	0.00	2,303,950.36	4,997,268.45	0.00	0.00	7,301,218.81		
Advice to Debit Account	15,641,568.22	2,549,817.59	0.00	0.00	18,191,385.81	0.00	0.00	0.00	0.00	0.00	0.00	255,574.82	0.00	0.00	255,574.82	255,574.82	18,446,960.63	0.00	0.00	0.00	0.00	15,641,568.22	2,805,392.41	0.00	0.00	18,446,960.63		
Notice of Transfer Allocations (NTA)	0.00	0.00	0.00	0.00	0.00	0.00	0.00	0.00	0.00	0.00	0.00	0.00	0.00	0.00	0.00	0.00	0.00	0.00	0.00	0.00	0.00	0.00	0.00	0.00	0.00	0.00	0.00	
MDS Checks Issued	0.00	0.00	0.00	0.00	0.00	0.00	0.00	0.00	0.00	0.00	0.00	0.00	0.00	0.00	0.00	0.00	0.00	0.00	0.00	0.00	0.00	0.00	0.00	0.00	0.00	0.00	0.00	
Advice to Debit Account	0.00	0.00	0.00	0.00	0.00	0.00	0.00	0.00	0.00	0.00	0.00	0.00	0.00	0.00	0.00	0.00	0.00	0.00	0.00	0.00	0.00	0.00	0.00	0.00	0.00	0.00	0.00	
Working Fund for FAPs	0.00	0.00	0.00	0.00	0.00	0.00	0.00	0.00	0.00	0.00	0.00	0.00	0.00	0.00	0.00	0.00	0.00	0.00	0.00	0.00	0.00	0.00	0.00	0.00	0.00	0.00	0.00	
Cash Disbursement Ceiling (CDC)	0.00	0.00	0.00	0.00	0.00	0.00	0.00	0.00	0.00	0.00	0.00	0.00	0.00	0.00	0.00	0.00	0.00	0.00	0.00	0.00	0.00	0.00	0.00	0.00	0.00	0.00	0.00	
<b>TOTAL CASH DISBURSEMENTS</b>	<b>17,945,518.58</b>	<b>7,045,679.07</b>	<b>0.00</b>	<b>0.00</b>	<b>24,991,197.65</b>	<b>0.00</b>	<b>0.00</b>	<b>0.00</b>	<b>0.00</b>	<b>0.00</b>	<b>0.00</b>	<b>756,981.79</b>	<b>0.00</b>	<b>0.00</b>	<b>756,981.79</b>	<b>756,981.79</b>	<b>25,748,179.44</b>	<b>0.00</b>	<b>0.00</b>	<b>0.00</b>	<b>0.00</b>	<b>17,945,518.58</b>	<b>7,802,660.86</b>	<b>0.00</b>	<b>0.00</b>	<b>25,748,179.44</b>		
NON-CASH DISBURSEMENTS	3,797,678.51	271,858.93	0.00	0.00	4,069,537.44	0.00	0.00	0.00	0.00	0.00	0.00	47,405.28	0.00	0.00	47,405.28	47,405.28	4,116,942.72	0.00	0.00	0.00	0.00	3,797,678.51	319,264.21	0.00	0.00	4,116,942.72		
Tax Remittance Advices Issued (TRA)	3,797,678.51	271,858.93	0.00	0.00	4,069,537.44	0.00	0.00	0.00	0.00	0.00	0.00	47,405.28	0.00	0.00	47,405.28	47,405.28	4,116,942.72	0.00	0.00	0.00	0.00	3,797,678.51	319,264.21	0.00	0.00	4,116,942.72		
Non-Cash Availment Authority (NCAA)	0.00	0.00	0.00	0.00	0.00	0.00	0.00	0.00	0.00	0.00	0.00	0.00	0.00	0.00	0.00	0.00	0.00	0.00	0.00	0.00	0.00	0.00	0.00	0.00	0.00	0.00		
Disbursements effected through outright deductions from claims (please specify...)	0.00	0.00	0.00	0.00	0.00	0.00	0.00	0.00	0.00	0.00	0.00	0.00	0.00	0.00	0.00	0.00	0.00	0.00	0.00	0.00	0.00	0.00	0.00	0.00	0.00	0.00		
Overpayment of expenses(e.g. personnel benefits)	0.00	0.00	0.00	0.00	0.00	0.00	0.00	0.00	0.00	0.00	0.00	0.00	0.00	0.00	0.00	0.00	0.00	0.00	0.00	0.00	0.00	0.00	0.00	0.00	0.00	0.00		
Restitution for loss of government property	0.00	0.00	0.00	0.00	0.00	0.00	0.00	0.00	0.00	0.00	0.00	0.00	0.00	0.00	0.00	0.00	0.00	0.00	0.00	0.00	0.00	0.00	0.00	0.00	0.00	0.00		
Liquidated damages and similar claims	0.00	0.00	0.00	0.00	0.00	0.00	0.00	0.00	0.00	0.00	0.00	0.00	0.00	0.00	0.00	0.00	0.00	0.00	0.00	0.00	0.00	0.00	0.00	0.00	0.00	0.00		
Others(TEF, BT-Documentary Stamp Tax, etc.)	0.00	0.00	0.00	0.00	0.00	0.00	0.00	0.00	0.00	0.00	0.00	0.00	0.00	0.00	0.00	0.00	0.00	0.00	0.00	0.00	0.00	0.00	0.00	0.00	0.00	0.00		
<b>TOTAL NON-CASH DISBURSEMENTS</b>	<b>3,797,678.51</b>	<b>271,858.93</b>	<b>0.00</b>	<b>0.00</b>	<b>4,069,537.44</b>	<b>0.00</b>	<b>0.00</b>	<b>0.00</b>	<b>0.00</b>	<b>0.00</b>	<b>0.00</b>	<b>47,405.28</b>	<b>0.00</b>	<b>0.00</b>	<b>47,405.28</b>	<b>47,405.28</b>	<b>4,116,942.72</b>	<b>0.00</b>	<b>0.00</b>	<b>0.00</b>	<b>0.00</b>	<b>3,797,678.51</b>	<b>319,264.21</b>	<b>0.00</b>	<b>0.00</b>	<b>4,116,942.72</b>		
<b>GRAND TOTAL</b>	<b>21,743,197.09</b>	<b>7,317,538.00</b>	<b>0.00</b>	<b>0.00</b>	<b>29,060,735.09</b>	<b>0.00</b>	<b>0.00</b>	<b>0.00</b>	<b>0.00</b>	<b>0.00</b>	<b>0.00</b>	<b>804,387.07</b>	<b>0.00</b>	<b>0.00</b>	<b>804,387.07</b>	<b>804,387.07</b>	<b>29,865,122.16</b>	<b>0.00</b>	<b>0.00</b>	<b>0.00</b>	<b>0.00</b>	<b>21,743,197.09</b>	<b>8,121,925.07</b>	<b>0.00</b>	<b>0.00</b>	<b>29,865,122.16</b>		

Certified Correct:

**MARICEL V. ESOCBAR**

IC Accountant III

Date: 10-Sep-24

Approved By:

**PAMELA F. PITAS**


IC Division Manager


Date: 10-Sep-24

**MONTHLY REPORT OF DISBURSEMENTS**  
For the month of July 2024

Department : Department of Finance (DOF)  
 Agency/Entity : Insurance Commission  
 Operating Unit : < not applicable >  
 Organization Code (UACS) : 11 008 0000006  
 Fund Cluster : 03 - Special Account - Locally Funded/Domestic Grants Fund  
 (e.g. UACS Fund Cluster: 01-Regular Agency Fund, 02-Foreign Assisted Projects Fund, 03-Special Account-Locally Funded/Domestic Grants Fund, etc.)

Particulars	Current Year Budget					Prior Year's Budget										Trust Liabilities				Grand Total					Remarks				
	PS	MOOE	FinEx	CO	TOTAL	Prior Year's Accounts Payable					Current Year's Accounts Payable					TOTAL	SUB-TOTAL	PS	MOOE	CO	TOTAL	PS	MOOE	FinEx		CO	TOTAL		
						PS	MOOE	FinEx	CO	Sub-Total	PS	MOOE	FinEx	CO	Sub-Total														
1	2	3	4	5	6=(2+3+4+5)	7	8	9	10	11=(7+8+9+10)	12	13	14	15	16=	17=(11+16)	18=(6+17)	19	20	21	22=(19+20+21)	23	24	25	26	27=(23+24+25+26)	28		
CASH DISBURSEMENTS	23,062,791.21	10,476,108.00	0.00	0.00	33,538,899.21	0.00	0.00	0.00	0.00	0.00	0.00	1,752,658.58	0.00	0.00	1,752,658.58	1,752,658.58	35,291,557.79	0.00	0.00	0.00	0.00	23,062,791.21	12,228,766.58	0.00	0.00	35,291,557.79			
Notice of Cash Allocation	23,062,791.21	10,476,108.00	0.00	0.00	33,538,899.21	0.00	0.00	0.00	0.00	0.00	0.00	1,752,658.58	0.00	0.00	1,752,658.58	1,752,658.58	35,291,557.79	0.00	0.00	0.00	0.00	23,062,791.21	12,228,766.58	0.00	0.00	35,291,557.79			
MDS Checks Issued	10,655,014.81	8,601,814.43	0.00	0.00	19,256,829.24	0.00	0.00	0.00	0.00	0.00	0.00	1,497,857.44	0.00	0.00	1,497,857.44	1,497,857.44	20,754,686.68	0.00	0.00	0.00	0.00	10,655,014.81	10,099,671.87	0.00	0.00	20,754,686.68			
Advice to Debit Account	12,407,776.40	1,874,293.57	0.00	0.00	14,282,069.97	0.00	0.00	0.00	0.00	0.00	0.00	254,801.14	0.00	0.00	254,801.14	254,801.14	14,536,871.11	0.00	0.00	0.00	0.00	12,407,776.40	2,129,094.71	0.00	0.00	14,536,871.11			
Notice of Transfer Allocations	0.00	0.00	0.00	0.00	0.00	0.00	0.00	0.00	0.00	0.00	0.00	0.00	0.00	0.00	0.00	0.00	0.00	0.00	0.00	0.00	0.00	0.00	0.00	0.00	0.00	0.00	0.00		
MDS Checks Issued	0.00	0.00	0.00	0.00	0.00	0.00	0.00	0.00	0.00	0.00	0.00	0.00	0.00	0.00	0.00	0.00	0.00	0.00	0.00	0.00	0.00	0.00	0.00	0.00	0.00	0.00	0.00	0.00	
Advice to Debit Account	0.00	0.00	0.00	0.00	0.00	0.00	0.00	0.00	0.00	0.00	0.00	0.00	0.00	0.00	0.00	0.00	0.00	0.00	0.00	0.00	0.00	0.00	0.00	0.00	0.00	0.00	0.00	0.00	
Working Fund for FAPs	0.00	0.00	0.00	0.00	0.00	0.00	0.00	0.00	0.00	0.00	0.00	0.00	0.00	0.00	0.00	0.00	0.00	0.00	0.00	0.00	0.00	0.00	0.00	0.00	0.00	0.00	0.00	0.00	
Cash Disbursement Ceiling	0.00	0.00	0.00	0.00	0.00	0.00	0.00	0.00	0.00	0.00	0.00	0.00	0.00	0.00	0.00	0.00	0.00	0.00	0.00	0.00	0.00	0.00	0.00	0.00	0.00	0.00	0.00	0.00	
<b>TOTAL CASH</b>	<b>23,062,791.21</b>	<b>10,476,108.00</b>	<b>0.00</b>	<b>0.00</b>	<b>33,538,899.21</b>	<b>0.00</b>	<b>0.00</b>	<b>0.00</b>	<b>0.00</b>	<b>0.00</b>	<b>0.00</b>	<b>1,752,658.58</b>	<b>0.00</b>	<b>0.00</b>	<b>1,752,658.58</b>	<b>1,752,658.58</b>	<b>35,291,557.79</b>	<b>0.00</b>	<b>0.00</b>	<b>0.00</b>	<b>0.00</b>	<b>23,062,791.21</b>	<b>12,228,766.58</b>	<b>0.00</b>	<b>0.00</b>	<b>35,291,557.79</b>			
NON-CASH DISBURSEMENTS	2,653,249.83	493,044.28	0.00	0.00	3,146,294.11	0.00	0.00	0.00	0.00	0.00	0.00	97,592.22	0.00	0.00	97,592.22	97,592.22	3,243,886.33	0.00	0.00	0.00	0.00	2,653,249.83	590,636.50	0.00	0.00	3,243,886.33			
Tax Remittance Advices Issued (TRA)	2,653,249.83	493,044.28	0.00	0.00	3,146,294.11	0.00	0.00	0.00	0.00	0.00	0.00	97,592.22	0.00	0.00	97,592.22	97,592.22	3,243,886.33	0.00	0.00	0.00	0.00	2,653,249.83	590,636.50	0.00	0.00	3,243,886.33			
Non-Cash Availment Authority (NCAA)	0.00	0.00	0.00	0.00	0.00	0.00	0.00	0.00	0.00	0.00	0.00	0.00	0.00	0.00	0.00	0.00	0.00	0.00	0.00	0.00	0.00	0.00	0.00	0.00	0.00	0.00	0.00		
Disbursements effected through outright deductions from claims (please specify...)	0.00	0.00	0.00	0.00	0.00	0.00	0.00	0.00	0.00	0.00	0.00	0.00	0.00	0.00	0.00	0.00	0.00	0.00	0.00	0.00	0.00	0.00	0.00	0.00	0.00	0.00	0.00		
Overpayment of expenses (e.g. personnel benefits)	0.00	0.00	0.00	0.00	0.00	0.00	0.00	0.00	0.00	0.00	0.00	0.00	0.00	0.00	0.00	0.00	0.00	0.00	0.00	0.00	0.00	0.00	0.00	0.00	0.00	0.00	0.00		
Restitution for loss of government property	0.00	0.00	0.00	0.00	0.00	0.00	0.00	0.00	0.00	0.00	0.00	0.00	0.00	0.00	0.00	0.00	0.00	0.00	0.00	0.00	0.00	0.00	0.00	0.00	0.00	0.00	0.00		
Liquidated damages and similar claims	0.00	0.00	0.00	0.00	0.00	0.00	0.00	0.00	0.00	0.00	0.00	0.00	0.00	0.00	0.00	0.00	0.00	0.00	0.00	0.00	0.00	0.00	0.00	0.00	0.00	0.00	0.00		
Others (TEF, BTR-Documentary Stamp Tax, etc.)	0.00	0.00	0.00	0.00	0.00	0.00	0.00	0.00	0.00	0.00	0.00	0.00	0.00	0.00	0.00	0.00	0.00	0.00	0.00	0.00	0.00	0.00	0.00	0.00	0.00	0.00	0.00		
<b>TOTAL NON-CASH DISBURSEMENTS</b>	<b>2,653,249.83</b>	<b>493,044.28</b>	<b>0.00</b>	<b>0.00</b>	<b>3,146,294.11</b>	<b>0.00</b>	<b>0.00</b>	<b>0.00</b>	<b>0.00</b>	<b>0.00</b>	<b>0.00</b>	<b>97,592.22</b>	<b>0.00</b>	<b>0.00</b>	<b>97,592.22</b>	<b>97,592.22</b>	<b>3,243,886.33</b>	<b>0.00</b>	<b>0.00</b>	<b>0.00</b>	<b>0.00</b>	<b>2,653,249.83</b>	<b>590,636.50</b>	<b>0.00</b>	<b>0.00</b>	<b>3,243,886.33</b>			
<b>GRAND TOTAL</b>	<b>25,716,041.04</b>	<b>10,969,152.28</b>	<b>0.00</b>	<b>0.00</b>	<b>36,685,193.32</b>	<b>0.00</b>	<b>0.00</b>	<b>0.00</b>	<b>0.00</b>	<b>0.00</b>	<b>0.00</b>	<b>1,850,250.80</b>	<b>0.00</b>	<b>0.00</b>	<b>1,850,250.80</b>	<b>1,850,250.80</b>	<b>38,535,444.12</b>	<b>0.00</b>	<b>0.00</b>	<b>0.00</b>	<b>0.00</b>	<b>25,716,041.04</b>	<b>12,819,403.08</b>	<b>0.00</b>	<b>0.00</b>	<b>38,535,444.12</b>			

Certified Correct:  
  
**MARICEL V. ESCOBAR**  
 IC Accountant III  
 Date 9-Aug-24

Approved By:  
  
**MA. ALYSSA CRISELLE S. VALINA**  
 Officer-in-Charge, Accounting Division  
 Date 9-Aug-24

**MONTHLY REPORT OF DISBURSEMENTS**  
For the month of June 2024

Department : Department of Finance (DOF)  
 Agency/Entity : Insurance Commission  
 Operating Unit : < not applicable >  
 Organization Code (UACS) : 11 008 0000000  
 Fund Cluster : 03 - Special Account - Locally Funded/Domestic Grants Fund  
 (e.g. UACS Fund Cluster: 01-Regular Agency Fund, 02-Foreign Assisted Projects Fund, 03-Special Account-Locally Funded/Domestic Grants Fund, etc.)

Particulars	Current Year Budget					Prior Year's Budget										SUB-TOTAL	Trust Liabilities				Grand Total					Remarks			
	PS	MOOE	FinEx	CO	TOTAL	Prior Year's Accounts Payable					Current Year's Accounts Payable						TOTAL	PS	MOOE	CO	TOTAL	PS	MOOE	FinEx	CO		TOTAL		
						7	8	9	10	11=(7+8+9+10)	12	13	14	15	16=													17=(11+16)	18=(6+17)
CASH DISBURSEMENTS	30,096,065.11	7,699,344.19	0.00	0.00	37,795,409.30	0.00	0.00	0.00	0.00	0.00	0.00	2,217,048.61	0.00	0.00	2,217,048.61	2,217,048.61	40,012,457.91	0.00	0.00	0.00	0.00	0.00	30,096,065.11	9,916,392.80	0.00	0.00	40,012,457.91	28	
Notice of Cash Allocation (NCA)	30,096,065.11	7,699,344.19	0.00	0.00	37,795,409.30	0.00	0.00	0.00	0.00	0.00	0.00	2,217,048.61	0.00	0.00	2,217,048.61	2,217,048.61	40,012,457.91	0.00	0.00	0.00	0.00	0.00	30,096,065.11	9,916,392.80	0.00	0.00	40,012,457.91		
MDS Checks Issued	17,676,109.81	6,040,983.46	0.00	0.00	23,717,093.27	0.00	0.00	0.00	0.00	0.00	0.00	1,551,473.05	0.00	0.00	1,551,473.05	1,551,473.05	25,268,566.32	0.00	0.00	0.00	0.00	0.00	17,676,109.81	7,592,456.51	0.00	0.00	25,268,566.32		
Advice to Debit Account	12,419,955.30	1,658,360.73	0.00	0.00	14,078,316.03	0.00	0.00	0.00	0.00	0.00	0.00	665,575.56	0.00	0.00	665,575.56	665,575.56	14,743,891.59	0.00	0.00	0.00	0.00	0.00	12,419,955.30	2,323,936.29	0.00	0.00	14,743,891.59		
Notice of Transfer Allocations (NTA)	0.00	0.00	0.00	0.00	0.00	0.00	0.00	0.00	0.00	0.00	0.00	0.00	0.00	0.00	0.00	0.00	0.00	0.00	0.00	0.00	0.00	0.00	0.00	0.00	0.00	0.00	0.00	0.00	
MDS Checks Issued	0.00	0.00	0.00	0.00	0.00	0.00	0.00	0.00	0.00	0.00	0.00	0.00	0.00	0.00	0.00	0.00	0.00	0.00	0.00	0.00	0.00	0.00	0.00	0.00	0.00	0.00	0.00	0.00	
Advice to Debit Account	0.00	0.00	0.00	0.00	0.00	0.00	0.00	0.00	0.00	0.00	0.00	0.00	0.00	0.00	0.00	0.00	0.00	0.00	0.00	0.00	0.00	0.00	0.00	0.00	0.00	0.00	0.00	0.00	
Working Fund for FAPs	0.00	0.00	0.00	0.00	0.00	0.00	0.00	0.00	0.00	0.00	0.00	0.00	0.00	0.00	0.00	0.00	0.00	0.00	0.00	0.00	0.00	0.00	0.00	0.00	0.00	0.00	0.00	0.00	
Cash Disbursement Ceiling (CDC)	0.00	0.00	0.00	0.00	0.00	0.00	0.00	0.00	0.00	0.00	0.00	0.00	0.00	0.00	0.00	0.00	0.00	0.00	0.00	0.00	0.00	0.00	0.00	0.00	0.00	0.00	0.00	0.00	
<b>TOTAL CASH DISBURSEMENTS</b>	<b>30,096,065.11</b>	<b>7,699,344.19</b>	<b>0.00</b>	<b>0.00</b>	<b>37,795,409.30</b>	<b>0.00</b>	<b>0.00</b>	<b>0.00</b>	<b>0.00</b>	<b>0.00</b>	<b>0.00</b>	<b>2,217,048.61</b>	<b>0.00</b>	<b>0.00</b>	<b>2,217,048.61</b>	<b>2,217,048.61</b>	<b>40,012,457.91</b>	<b>0.00</b>	<b>0.00</b>	<b>0.00</b>	<b>0.00</b>	<b>0.00</b>	<b>30,096,065.11</b>	<b>9,916,392.80</b>	<b>0.00</b>	<b>0.00</b>	<b>40,012,457.91</b>		
NON-CASH DISBURSEMENTS	2,622,840.70	350,901.32	0.00	0.00	2,973,742.02	0.00	0.00	0.00	0.00	0.00	0.00	104,369.82	0.00	0.00	104,369.82	104,369.82	3,078,111.84	0.00	0.00	0.00	0.00	0.00	2,622,840.70	455,271.14	0.00	0.00	3,078,111.84		
Tax Remittance Advices Issued (TRA)	2,622,840.70	350,901.32	0.00	0.00	2,973,742.02	0.00	0.00	0.00	0.00	0.00	0.00	104,369.82	0.00	0.00	104,369.82	104,369.82	3,078,111.84	0.00	0.00	0.00	0.00	0.00	2,622,840.70	455,271.14	0.00	0.00	3,078,111.84		
Non-Cash Availment Authority (NCAA)	0.00	0.00	0.00	0.00	0.00	0.00	0.00	0.00	0.00	0.00	0.00	0.00	0.00	0.00	0.00	0.00	0.00	0.00	0.00	0.00	0.00	0.00	0.00	0.00	0.00	0.00	0.00	0.00	
Disbursements effected through outright deductions from claims (please specify...)	0.00	0.00	0.00	0.00	0.00	0.00	0.00	0.00	0.00	0.00	0.00	0.00	0.00	0.00	0.00	0.00	0.00	0.00	0.00	0.00	0.00	0.00	0.00	0.00	0.00	0.00	0.00	0.00	
Overpayment of expenses (e.g. personnel benefits)	0.00	0.00	0.00	0.00	0.00	0.00	0.00	0.00	0.00	0.00	0.00	0.00	0.00	0.00	0.00	0.00	0.00	0.00	0.00	0.00	0.00	0.00	0.00	0.00	0.00	0.00	0.00	0.00	
Restitution for loss of government property	0.00	0.00	0.00	0.00	0.00	0.00	0.00	0.00	0.00	0.00	0.00	0.00	0.00	0.00	0.00	0.00	0.00	0.00	0.00	0.00	0.00	0.00	0.00	0.00	0.00	0.00	0.00	0.00	
Liquidated damages and similar claims	0.00	0.00	0.00	0.00	0.00	0.00	0.00	0.00	0.00	0.00	0.00	0.00	0.00	0.00	0.00	0.00	0.00	0.00	0.00	0.00	0.00	0.00	0.00	0.00	0.00	0.00	0.00	0.00	
Others (TEF, BTr-Documentary Stamp Tax, etc.)	0.00	0.00	0.00	0.00	0.00	0.00	0.00	0.00	0.00	0.00	0.00	0.00	0.00	0.00	0.00	0.00	0.00	0.00	0.00	0.00	0.00	0.00	0.00	0.00	0.00	0.00	0.00	0.00	
<b>TOTAL NON-CASH DISBURSEMENTS</b>	<b>2,622,840.70</b>	<b>350,901.32</b>	<b>0.00</b>	<b>0.00</b>	<b>2,973,742.02</b>	<b>0.00</b>	<b>0.00</b>	<b>0.00</b>	<b>0.00</b>	<b>0.00</b>	<b>0.00</b>	<b>104,369.82</b>	<b>0.00</b>	<b>0.00</b>	<b>104,369.82</b>	<b>104,369.82</b>	<b>3,078,111.84</b>	<b>0.00</b>	<b>0.00</b>	<b>0.00</b>	<b>0.00</b>	<b>0.00</b>	<b>2,622,840.70</b>	<b>455,271.14</b>	<b>0.00</b>	<b>0.00</b>	<b>3,078,111.84</b>		
<b>GRAND TOTAL</b>	<b>32,718,905.81</b>	<b>8,050,245.51</b>	<b>0.00</b>	<b>0.00</b>	<b>40,769,151.32</b>	<b>0.00</b>	<b>0.00</b>	<b>0.00</b>	<b>0.00</b>	<b>0.00</b>	<b>0.00</b>	<b>2,321,418.43</b>	<b>0.00</b>	<b>0.00</b>	<b>2,321,418.43</b>	<b>2,321,418.43</b>	<b>43,090,569.75</b>	<b>0.00</b>	<b>0.00</b>	<b>0.00</b>	<b>0.00</b>	<b>0.00</b>	<b>32,718,905.81</b>	<b>10,371,663.94</b>	<b>0.00</b>	<b>0.00</b>	<b>43,090,569.75</b>		

Certified Correct:

  
**MARICEL V. ESCOBAR**  
 IC Accountant III  
 Date: 9-Jul-24

Approved By:


  
**PAMELA F. PITAS**  
 IC Division Manager  
 Date: 9-Jul-24

**MONTHLY REPORT OF DISBURSEMENTS**  
For the month of May 2024

Department : Department of Finance (DOF)  
 Agency/Entity : Insurance Commission  
 Operating Unit : < not applicable >  
 Organization Code (UACS) : 11 008 0000000  
 Fund Cluster : 03 - Special Account - Locally Funded/Domestic Grants Fund

Particulars	Current Year Budget					Prior Year's Budget										SUB-TOTAL	Trust Liabilities				Grand Total					Remarks	
	PS	MOOE	FinEx	CO	TOTAL	Prior Year's Accounts Payable					Current Year's Accounts Payable						TOTAL	PS	MOOE	CO	TOTAL	PS	MOOE	FinEx	CO		TOTAL
						PS	MOOE	FinEx	CO	Sub-Total	PS	MOOE	FinEx	CO	Sub-Total												
1	2	3	4	5	6=(2+3+4+5)	7	8	9	10	11=(7+8+9+10)	12	13	14	15	16=(12+13+14+15)	17=(11+16)	18=(17)	19	20	21	22=(19+20+21)	23	24	25	26	27=(23+24+25+26)	28
CASH DISBURSEMENTS	38,118,131.52	10,067,327.30	0.00	0.00	48,185,458.82	0.00	0.00	0.00	0.00	0.00	0.00	14,286,139.20	0.00	0.00	14,286,139.20	14,286,139.20	62,471,598.02	0.00	0.00	0.00	0.00	38,118,131.52	24,353,466.50	0.00	0.00	62,471,598.02	
Notice of Cash Allocation (NCA)	38,118,131.52	10,067,327.30	0.00	0.00	48,185,458.82	0.00	0.00	0.00	0.00	0.00	0.00	14,286,139.20	0.00	0.00	14,286,139.20	14,286,139.20	62,471,598.02	0.00	0.00	0.00	0.00	38,118,131.52	24,353,466.50	0.00	0.00	62,471,598.02	
MDS Checks Issued	7,870,597.67	8,662,155.36	0.00	0.00	16,532,753.03	0.00	0.00	0.00	0.00	0.00	0.00	13,125,838.37	0.00	0.00	13,125,838.37	13,125,838.37	29,658,591.40	0.00	0.00	0.00	0.00	7,870,597.67	21,787,993.73	0.00	0.00	29,658,591.40	
Advice to Debit Account	30,247,533.85	1,405,171.94	0.00	0.00	31,652,705.79	0.00	0.00	0.00	0.00	0.00	0.00	1,160,300.83	0.00	0.00	1,160,300.83	1,160,300.83	32,813,006.62	0.00	0.00	0.00	0.00	30,247,533.85	2,565,472.77	0.00	0.00	32,813,006.62	
Notice of Transfer Allocations (NTA)	0.00	0.00	0.00	0.00	0.00	0.00	0.00	0.00	0.00	0.00	0.00	0.00	0.00	0.00	0.00	0.00	0.00	0.00	0.00	0.00	0.00	0.00	0.00	0.00	0.00	0.00	0.00
MDS Checks Issued	0.00	0.00	0.00	0.00	0.00	0.00	0.00	0.00	0.00	0.00	0.00	0.00	0.00	0.00	0.00	0.00	0.00	0.00	0.00	0.00	0.00	0.00	0.00	0.00	0.00	0.00	0.00
Advice to Debit Account	0.00	0.00	0.00	0.00	0.00	0.00	0.00	0.00	0.00	0.00	0.00	0.00	0.00	0.00	0.00	0.00	0.00	0.00	0.00	0.00	0.00	0.00	0.00	0.00	0.00	0.00	0.00
Working Fund for FAPs	0.00	0.00	0.00	0.00	0.00	0.00	0.00	0.00	0.00	0.00	0.00	0.00	0.00	0.00	0.00	0.00	0.00	0.00	0.00	0.00	0.00	0.00	0.00	0.00	0.00	0.00	0.00
Cash Disbursement Ceiling (CDC)	0.00	0.00	0.00	0.00	0.00	0.00	0.00	0.00	0.00	0.00	0.00	0.00	0.00	0.00	0.00	0.00	0.00	0.00	0.00	0.00	0.00	0.00	0.00	0.00	0.00	0.00	0.00
<b>TOTAL CASH DISBURSEMENTS</b>	<b>38,118,131.52</b>	<b>10,067,327.30</b>	<b>0.00</b>	<b>0.00</b>	<b>48,185,458.82</b>	<b>0.00</b>	<b>0.00</b>	<b>0.00</b>	<b>0.00</b>	<b>0.00</b>	<b>0.00</b>	<b>14,286,139.20</b>	<b>0.00</b>	<b>0.00</b>	<b>14,286,139.20</b>	<b>14,286,139.20</b>	<b>62,471,598.02</b>	<b>0.00</b>	<b>0.00</b>	<b>0.00</b>	<b>0.00</b>	<b>38,118,131.52</b>	<b>24,353,466.50</b>	<b>0.00</b>	<b>0.00</b>	<b>62,471,598.02</b>	
NON-CASH DISBURSEMENTS	3,873,742.25	1,230,220.51	0.00	0.00	5,103,962.76	0.00	0.00	0.00	0.00	0.00	0.00	14,156.25	0.00	0.00	14,156.25	14,156.25	5,118,119.01	0.00	0.00	0.00	0.00	3,873,742.25	1,244,376.76	0.00	0.00	5,118,119.01	
Tax Remittance Advices Issued (TRA)	3,873,742.25	1,230,220.51	0.00	0.00	5,103,962.76	0.00	0.00	0.00	0.00	0.00	0.00	14,156.25	0.00	0.00	14,156.25	14,156.25	5,118,119.01	0.00	0.00	0.00	0.00	3,873,742.25	1,244,376.76	0.00	0.00	5,118,119.01	
Non-Cash Availment Authority (NCAA)	0.00	0.00	0.00	0.00	0.00	0.00	0.00	0.00	0.00	0.00	0.00	0.00	0.00	0.00	0.00	0.00	0.00	0.00	0.00	0.00	0.00	0.00	0.00	0.00	0.00	0.00	0.00
Disbursements effected through outright deductions from claims (please specify...)	0.00	0.00	0.00	0.00	0.00	0.00	0.00	0.00	0.00	0.00	0.00	0.00	0.00	0.00	0.00	0.00	0.00	0.00	0.00	0.00	0.00	0.00	0.00	0.00	0.00	0.00	0.00
Overpayment of expenses(e.g. personnel benefits)	0.00	0.00	0.00	0.00	0.00	0.00	0.00	0.00	0.00	0.00	0.00	0.00	0.00	0.00	0.00	0.00	0.00	0.00	0.00	0.00	0.00	0.00	0.00	0.00	0.00	0.00	0.00
Restitution for loss of government property	0.00	0.00	0.00	0.00	0.00	0.00	0.00	0.00	0.00	0.00	0.00	0.00	0.00	0.00	0.00	0.00	0.00	0.00	0.00	0.00	0.00	0.00	0.00	0.00	0.00	0.00	0.00
Liquidated damages and similar claims	0.00	0.00	0.00	0.00	0.00	0.00	0.00	0.00	0.00	0.00	0.00	0.00	0.00	0.00	0.00	0.00	0.00	0.00	0.00	0.00	0.00	0.00	0.00	0.00	0.00	0.00	0.00
Others(TEF, BTR-Documentary Stamp Tax, etc.)	0.00	0.00	0.00	0.00	0.00	0.00	0.00	0.00	0.00	0.00	0.00	0.00	0.00	0.00	0.00	0.00	0.00	0.00	0.00	0.00	0.00	0.00	0.00	0.00	0.00	0.00	0.00
<b>TOTAL NON-CASH DISBURSEMENTS</b>	<b>3,873,742.25</b>	<b>1,230,220.51</b>	<b>0.00</b>	<b>0.00</b>	<b>5,103,962.76</b>	<b>0.00</b>	<b>0.00</b>	<b>0.00</b>	<b>0.00</b>	<b>0.00</b>	<b>0.00</b>	<b>14,156.25</b>	<b>0.00</b>	<b>0.00</b>	<b>14,156.25</b>	<b>14,156.25</b>	<b>5,118,119.01</b>	<b>0.00</b>	<b>0.00</b>	<b>0.00</b>	<b>0.00</b>	<b>3,873,742.25</b>	<b>1,244,376.76</b>	<b>0.00</b>	<b>0.00</b>	<b>5,118,119.01</b>	
<b>GRAND TOTAL</b>	<b>41,991,873.77</b>	<b>11,297,547.81</b>	<b>0.00</b>	<b>0.00</b>	<b>53,289,421.58</b>	<b>0.00</b>	<b>0.00</b>	<b>0.00</b>	<b>0.00</b>	<b>0.00</b>	<b>0.00</b>	<b>14,300,295.45</b>	<b>0.00</b>	<b>0.00</b>	<b>14,300,295.45</b>	<b>14,300,295.45</b>	<b>67,589,717.03</b>	<b>0.00</b>	<b>0.00</b>	<b>0.00</b>	<b>0.00</b>	<b>41,991,873.77</b>	<b>25,597,843.26</b>	<b>0.00</b>	<b>0.00</b>	<b>67,589,717.03</b>	

Certified Correct:

  
**MARICEL V. ESCOBAR**  
 IC Accountant III  
 Date: 6/10/2024

Approved By:

  
**PAMELA F. PITÁS**  
 IC Division Manager  
 Date: 6/10/2024




MONTHLY REPORT OF DISBURSEMENTS

For the month of April 2024

Department : Department of Finance (DOF)  
 Agency/Entity : Insurance Commission  
 Operating Unit : < not applicable >  
 Organization Code (UACS) : 11 008 000000  
 Fund Cluster : 03 - Special Account - Locally Funded/Domestic Grants Fund

Particulars	Current Year Budget					Prior Year's Budget											SUB-TOTAL	Trust Liabilities				Grand Total					Remarks
	PS	MOOE	FinEx	CO	TOTAL	Prior Year's Accounts Payable					Current Year's Accounts Payable					TOTAL		PS	MOOE	CO	TOTAL	PS	MOOE	FinEx	CO	TOTAL	
						PS	MOOE	FinEx	CO	Sub-Total	PS	MOOE	FinEx	CO	Sub-Total												
1	2	3	4	5	6=(2+3+4+5)	7	8	9	10	11=(7+8+9+10)	12	13	14	15	16=(12+13+14+15)	17=(11+16)	18=(6+17)	19	20	21	22=(19+20+21)	23	24	25	26	27=(23+24+25+26)	28
CASH DISBURSEMENTS	23,976,619.66	8,978,890.38	0.00	4,720,236.63	37,675,746.67	0.00	0.00	0.00	0.00	0.00	0.00	505,636.12	0.00	0.00	505,636.12	505,636.12	38,181,382.79	0.00	0.00	0.00	0.00	23,976,619.66	9,484,526.50	0.00	4,720,236.63	38,181,382.79	
Notice of Cash Allocation (NCA)	23,976,619.66	8,978,890.38	0.00	4,720,236.63	37,675,746.67	0.00	0.00	0.00	0.00	0.00	0.00	505,636.12	0.00	0.00	505,636.12	505,636.12	38,181,382.79	0.00	0.00	0.00	0.00	23,976,619.66	9,484,526.50	0.00	4,720,236.63	38,181,382.79	
MDS Checks Issued	8,021,436.32	7,132,127.92	0.00	4,720,236.63	19,873,800.87	0.00	0.00	0.00	0.00	0.00	0.00	329,964.25	0.00	0.00	329,964.25	329,964.25	20,203,765.12	0.00	0.00	0.00	0.00	8,021,436.32	7,462,092.17	0.00	4,720,236.63	20,203,765.12	
Advice to Debit Account	15,955,183.34	1,846,762.46	0.00	0.00	17,801,945.80	0.00	0.00	0.00	0.00	0.00	0.00	175,671.87	0.00	0.00	175,671.87	175,671.87	17,977,617.67	0.00	0.00	0.00	0.00	15,955,183.34	2,022,434.33	0.00	0.00	17,977,617.67	
Notice of Transfer Allocations (NTA)	0.00	0.00	0.00	0.00	0.00	0.00	0.00	0.00	0.00	0.00	0.00	0.00	0.00	0.00	0.00	0.00	0.00	0.00	0.00	0.00	0.00	0.00	0.00	0.00	0.00	0.00	0.00
MDS Checks Issued	0.00	0.00	0.00	0.00	0.00	0.00	0.00	0.00	0.00	0.00	0.00	0.00	0.00	0.00	0.00	0.00	0.00	0.00	0.00	0.00	0.00	0.00	0.00	0.00	0.00	0.00	0.00
Advice to Debit Account	0.00	0.00	0.00	0.00	0.00	0.00	0.00	0.00	0.00	0.00	0.00	0.00	0.00	0.00	0.00	0.00	0.00	0.00	0.00	0.00	0.00	0.00	0.00	0.00	0.00	0.00	0.00
Working Fund for FAPs	0.00	0.00	0.00	0.00	0.00	0.00	0.00	0.00	0.00	0.00	0.00	0.00	0.00	0.00	0.00	0.00	0.00	0.00	0.00	0.00	0.00	0.00	0.00	0.00	0.00	0.00	0.00
Cash Disbursement Ceiling (CDC)	0.00	0.00	0.00	0.00	0.00	0.00	0.00	0.00	0.00	0.00	0.00	0.00	0.00	0.00	0.00	0.00	0.00	0.00	0.00	0.00	0.00	0.00	0.00	0.00	0.00	0.00	0.00
<b>TOTAL CASH DISBURSEMENTS</b>	<b>23,976,619.66</b>	<b>8,978,890.38</b>	<b>0.00</b>	<b>4,720,236.63</b>	<b>37,675,746.67</b>	<b>0.00</b>	<b>0.00</b>	<b>0.00</b>	<b>0.00</b>	<b>0.00</b>	<b>0.00</b>	<b>505,636.12</b>	<b>0.00</b>	<b>0.00</b>	<b>505,636.12</b>	<b>505,636.12</b>	<b>38,181,382.79</b>	<b>0.00</b>	<b>0.00</b>	<b>0.00</b>	<b>0.00</b>	<b>23,976,619.66</b>	<b>9,484,526.50</b>	<b>0.00</b>	<b>4,720,236.63</b>	<b>38,181,382.79</b>	
NON-CASH DISBURSEMENTS	2,580,859.23	458,441.88	0.00	269,431.13	3,308,732.24	0.00	0.00	0.00	0.00	0.00	0.00	6,355.00	0.00	0.00	6,355.00	6,355.00	3,315,087.24	0.00	0.00	0.00	0.00	2,580,859.23	464,796.88	0.00	269,431.13	3,315,087.24	
Tax Remittance Advices Issued (TRA)	2,580,859.23	458,441.88	0.00	269,431.13	3,308,732.24	0.00	0.00	0.00	0.00	0.00	0.00	6,355.00	0.00	0.00	6,355.00	6,355.00	3,315,087.24	0.00	0.00	0.00	0.00	2,580,859.23	464,796.88	0.00	269,431.13	3,315,087.24	
Non-Cash Availment Authority (NCAA)	0.00	0.00	0.00	0.00	0.00	0.00	0.00	0.00	0.00	0.00	0.00	0.00	0.00	0.00	0.00	0.00	0.00	0.00	0.00	0.00	0.00	0.00	0.00	0.00	0.00	0.00	0.00
Disbursements effected through outright deductions from claims (please specify...)	0.00	0.00	0.00	0.00	0.00	0.00	0.00	0.00	0.00	0.00	0.00	0.00	0.00	0.00	0.00	0.00	0.00	0.00	0.00	0.00	0.00	0.00	0.00	0.00	0.00	0.00	0.00
Overpayment of expenses (e.g. personnel benefits)	0.00	0.00	0.00	0.00	0.00	0.00	0.00	0.00	0.00	0.00	0.00	0.00	0.00	0.00	0.00	0.00	0.00	0.00	0.00	0.00	0.00	0.00	0.00	0.00	0.00	0.00	0.00
Restitution for loss of government property	0.00	0.00	0.00	0.00	0.00	0.00	0.00	0.00	0.00	0.00	0.00	0.00	0.00	0.00	0.00	0.00	0.00	0.00	0.00	0.00	0.00	0.00	0.00	0.00	0.00	0.00	0.00
Liquidated damages and similar claims	0.00	0.00	0.00	0.00	0.00	0.00	0.00	0.00	0.00	0.00	0.00	0.00	0.00	0.00	0.00	0.00	0.00	0.00	0.00	0.00	0.00	0.00	0.00	0.00	0.00	0.00	0.00
Others (TEF, BTr-Documentary Stamp Tax, etc.)	0.00	0.00	0.00	0.00	0.00	0.00	0.00	0.00	0.00	0.00	0.00	0.00	0.00	0.00	0.00	0.00	0.00	0.00	0.00	0.00	0.00	0.00	0.00	0.00	0.00	0.00	0.00
<b>TOTAL NON-CASH DISBURSEMENTS</b>	<b>2,580,859.23</b>	<b>458,441.88</b>	<b>0.00</b>	<b>269,431.13</b>	<b>3,308,732.24</b>	<b>0.00</b>	<b>0.00</b>	<b>0.00</b>	<b>0.00</b>	<b>0.00</b>	<b>0.00</b>	<b>6,355.00</b>	<b>0.00</b>	<b>0.00</b>	<b>6,355.00</b>	<b>6,355.00</b>	<b>3,315,087.24</b>	<b>0.00</b>	<b>0.00</b>	<b>0.00</b>	<b>0.00</b>	<b>2,580,859.23</b>	<b>464,796.88</b>	<b>0.00</b>	<b>269,431.13</b>	<b>3,315,087.24</b>	
<b>GRAND TOTAL</b>	<b>26,557,478.89</b>	<b>9,437,332.26</b>	<b>0.00</b>	<b>4,989,667.76</b>	<b>40,984,478.91</b>	<b>0.00</b>	<b>0.00</b>	<b>0.00</b>	<b>0.00</b>	<b>0.00</b>	<b>0.00</b>	<b>511,991.12</b>	<b>0.00</b>	<b>0.00</b>	<b>511,991.12</b>	<b>511,991.12</b>	<b>41,496,470.03</b>	<b>0.00</b>	<b>0.00</b>	<b>0.00</b>	<b>0.00</b>	<b>26,557,478.89</b>	<b>9,949,323.38</b>	<b>0.00</b>	<b>4,989,667.76</b>	<b>41,496,470.03</b>	

Certified Correct:

  
 MARICE V. ESCOBAR  
 Date: 10-May-24

Approved By:


  
 PAMELA F. PITAS  
 Date: 10-May-24

**MONTHLY REPORT OF DISBURSEMENTS**  
For the month of March 2024

Department : Department of Finance (DOF)  
 Agency/Entity : Insurance Commission  
 Operating Unit : < not applicable >  
 Organization Code (UACS) : 11 008 0000000  
 Fund Cluster : 03 - Special Account - Locally Funded/Domestic Grants Fund

Particulars	Current Year Budget					Prior Year's Accounts Payable					Current Year's Accounts Payable					SUB-TOTAL	Trust Liabilities				Grand Total					Remarks		
	PS	MOOE	FinEx	CO	TOTAL	PS	MOOE	FinEx	CO	Sub-Total	PS	MOOE	FinEx	CO	Sub-Total		TOTAL	PS	MOOE	CO	TOTAL	PS	MOOE	FinEx	CO		TOTAL	
	1	2	3	4	5	6=(2+3+4+5)	7	8	9	10	11=(7+8+9+10)	12	13	14	15		16=(12+13+14+15)	17=(11+16)	18=(6+17)	19	20	21	22=(19+20+21)	23	24		25	26
CASH DISBURSEMENTS	37,045,380.63	6,581,150.03	0.00	0.00	43,626,530.66	0.00	0.00	0.00	0.00	0.00	0.00	705,497.73	0.00	0.00	705,497.73	705,497.73	44,332,028.39	0.00	0.00	0.00	0.00	37,045,380.63	7,286,647.76	0.00	0.00	44,332,028.39		
Notice of Cash Allocation (NCA)	37,045,380.63	6,581,150.03	0.00	0.00	43,626,530.66	0.00	0.00	0.00	0.00	0.00	0.00	705,497.73	0.00	0.00	705,497.73	705,497.73	44,332,028.39	0.00	0.00	0.00	0.00	37,045,380.63	7,286,647.76	0.00	0.00	44,332,028.39		
MDS Checks Issued	17,543,100.95	4,922,263.09	0.00	0.00	22,465,364.04	0.00	0.00	0.00	0.00	0.00	0.00	345,033.66	0.00	0.00	345,033.66	345,033.66	22,810,397.70	0.00	0.00	0.00	0.00	17,543,100.95	5,267,296.75	0.00	0.00	22,810,397.70		
Advice to Debit Account	19,502,279.68	1,658,886.94	0.00	0.00	21,161,166.62	0.00	0.00	0.00	0.00	0.00	0.00	360,464.07	0.00	0.00	360,464.07	360,464.07	21,521,630.69	0.00	0.00	0.00	0.00	19,502,279.68	2,019,351.01	0.00	0.00	21,521,630.69		
Notice of Transfer Allocations (NTA)	0.00	0.00	0.00	0.00	0.00	0.00	0.00	0.00	0.00	0.00	0.00	0.00	0.00	0.00	0.00	0.00	0.00	0.00	0.00	0.00	0.00	0.00	0.00	0.00	0.00	0.00	0.00	
MDS Checks Issued	0.00	0.00	0.00	0.00	0.00	0.00	0.00	0.00	0.00	0.00	0.00	0.00	0.00	0.00	0.00	0.00	0.00	0.00	0.00	0.00	0.00	0.00	0.00	0.00	0.00	0.00	0.00	
Advice to Debit Account	0.00	0.00	0.00	0.00	0.00	0.00	0.00	0.00	0.00	0.00	0.00	0.00	0.00	0.00	0.00	0.00	0.00	0.00	0.00	0.00	0.00	0.00	0.00	0.00	0.00	0.00	0.00	
Working Fund for FAPs	0.00	0.00	0.00	0.00	0.00	0.00	0.00	0.00	0.00	0.00	0.00	0.00	0.00	0.00	0.00	0.00	0.00	0.00	0.00	0.00	0.00	0.00	0.00	0.00	0.00	0.00	0.00	
Cash Disbursement Ceiling (CDC)	0.00	0.00	0.00	0.00	0.00	0.00	0.00	0.00	0.00	0.00	0.00	0.00	0.00	0.00	0.00	0.00	0.00	0.00	0.00	0.00	0.00	0.00	0.00	0.00	0.00	0.00	0.00	
<b>TOTAL CASH DISBURSEMENTS</b>	<b>37,045,380.63</b>	<b>6,581,150.03</b>	<b>0.00</b>	<b>0.00</b>	<b>43,626,530.66</b>	<b>0.00</b>	<b>0.00</b>	<b>0.00</b>	<b>0.00</b>	<b>0.00</b>	<b>0.00</b>	<b>705,497.73</b>	<b>0.00</b>	<b>0.00</b>	<b>705,497.73</b>	<b>705,497.73</b>	<b>44,332,028.39</b>	<b>0.00</b>	<b>0.00</b>	<b>0.00</b>	<b>0.00</b>	<b>37,045,380.63</b>	<b>7,286,647.76</b>	<b>0.00</b>	<b>0.00</b>	<b>44,332,028.39</b>		
NON-CASH DISBURSEMENTS	4,602,018.73	250,580.25	0.00	0.00	4,852,598.98	0.00	0.00	0.00	0.00	0.00	0.00	21,171.70	0.00	0.00	21,171.70	21,171.70	4,873,770.68	0.00	0.00	0.00	0.00	4,602,018.73	271,751.95	0.00	0.00	4,873,770.68		
Tax Remittance Advices Issued (TRA)	4,602,018.73	250,580.25	0.00	0.00	4,852,598.98	0.00	0.00	0.00	0.00	0.00	0.00	21,171.70	0.00	0.00	21,171.70	21,171.70	4,873,770.68	0.00	0.00	0.00	0.00	4,602,018.73	271,751.95	0.00	0.00	4,873,770.68		
Non-Cash Availment Authority (NCAA)	0.00	0.00	0.00	0.00	0.00	0.00	0.00	0.00	0.00	0.00	0.00	0.00	0.00	0.00	0.00	0.00	0.00	0.00	0.00	0.00	0.00	0.00	0.00	0.00	0.00	0.00	0.00	
Disbursements effected through outright deductions from claims (please specify...)	0.00	0.00	0.00	0.00	0.00	0.00	0.00	0.00	0.00	0.00	0.00	0.00	0.00	0.00	0.00	0.00	0.00	0.00	0.00	0.00	0.00	0.00	0.00	0.00	0.00	0.00	0.00	
Overpayment of expenses(e.g. personnel benefits)	0.00	0.00	0.00	0.00	0.00	0.00	0.00	0.00	0.00	0.00	0.00	0.00	0.00	0.00	0.00	0.00	0.00	0.00	0.00	0.00	0.00	0.00	0.00	0.00	0.00	0.00	0.00	
Restitution for loss of government property	0.00	0.00	0.00	0.00	0.00	0.00	0.00	0.00	0.00	0.00	0.00	0.00	0.00	0.00	0.00	0.00	0.00	0.00	0.00	0.00	0.00	0.00	0.00	0.00	0.00	0.00	0.00	
Liquidated damages and similar claims	0.00	0.00	0.00	0.00	0.00	0.00	0.00	0.00	0.00	0.00	0.00	0.00	0.00	0.00	0.00	0.00	0.00	0.00	0.00	0.00	0.00	0.00	0.00	0.00	0.00	0.00	0.00	
Others(TEF, BTr-Documentary Stamp Tax, etc.)	0.00	0.00	0.00	0.00	0.00	0.00	0.00	0.00	0.00	0.00	0.00	0.00	0.00	0.00	0.00	0.00	0.00	0.00	0.00	0.00	0.00	0.00	0.00	0.00	0.00	0.00	0.00	
<b>TOTAL NON-CASH DISBURSEMENTS</b>	<b>4,602,018.73</b>	<b>250,580.25</b>	<b>0.00</b>	<b>0.00</b>	<b>4,852,598.98</b>	<b>0.00</b>	<b>0.00</b>	<b>0.00</b>	<b>0.00</b>	<b>0.00</b>	<b>0.00</b>	<b>21,171.70</b>	<b>0.00</b>	<b>0.00</b>	<b>21,171.70</b>	<b>21,171.70</b>	<b>4,873,770.68</b>	<b>0.00</b>	<b>0.00</b>	<b>0.00</b>	<b>0.00</b>	<b>4,602,018.73</b>	<b>271,751.95</b>	<b>0.00</b>	<b>0.00</b>	<b>4,873,770.68</b>		
<b>GRAND TOTAL</b>	<b>41,647,399.36</b>	<b>6,831,730.28</b>	<b>0.00</b>	<b>0.00</b>	<b>48,479,129.64</b>	<b>0.00</b>	<b>0.00</b>	<b>0.00</b>	<b>0.00</b>	<b>0.00</b>	<b>0.00</b>	<b>726,669.43</b>	<b>0.00</b>	<b>0.00</b>	<b>726,669.43</b>	<b>726,669.43</b>	<b>49,205,799.07</b>	<b>0.00</b>	<b>0.00</b>	<b>0.00</b>	<b>0.00</b>	<b>41,647,399.36</b>	<b>7,558,399.71</b>	<b>0.00</b>	<b>0.00</b>	<b>49,205,799.07</b>		

Certified Correct:

  
**MARICEL V. ESCOBAR**  
 IC Accountant III  
 Date 8-Apr-24

Approved By:

  
**PAMELA F. PITAS**  
 IC Division Manager  
 Date 8-Apr-24

MONTHLY REPORT OF DISBURSEMENTS

For the month of February 2024

Department : Department of Finance (DOF)  
 Agency/Entity : Insurance Commission  
 Operating Unit : < not applicable >  
 Organization Code (UACS) : 11 008 0000000  
 Fund Cluster : 03 - Special Account - Locally Funded/Domestic Grants Fund

Particulars	Current Year Budget					Prior Year's Budget											Trust Liabilities				Grand Total					Remarks			
	PS	MOOE	FinEx	CO	TOTAL	Prior Year's Accounts Payable					Current Year's Accounts Payable					TOTAL	SUB-TOTAL	PS	MOOE	CO	TOTAL	PS	MOOE	FinEx	CO		TOTAL		
						7	8	9	10	11=(7+8+9+10)	12	13	14	15	16=(12+13+14+15)													17=(11+16)	18=(6+17)
CASH DISBURSEMENTS	23,993,387.25	11,749,294.53	0.00	0.00	35,742,681.78	0.00	0.00	0.00	0.00	0.00	0.00	4,336,067.03	0.00	0.00	4,336,067.03	4,336,067.03	40,078,748.81	0.00	0.00	0.00	0.00	23,993,387.25	16,085,361.56	0.00	0.00	40,078,748.81			
Notice of Cash Allocation (NCA)	23,993,387.25	11,749,294.53	0.00	0.00	35,742,681.78	0.00	0.00	0.00	0.00	0.00	0.00	4,336,067.03	0.00	0.00	4,336,067.03	4,336,067.03	40,078,748.81	0.00	0.00	0.00	0.00	23,993,387.25	16,085,361.56	0.00	0.00	40,078,748.81			
MDS Checks Issued	13,238,606.39	9,448,615.15	0.00	0.00	22,687,221.54	0.00	0.00	0.00	0.00	0.00	0.00	3,967,608.20	0.00	0.00	3,967,608.20	3,967,608.20	26,654,829.74	0.00	0.00	0.00	0.00	13,238,606.39	13,416,223.35	0.00	0.00	26,654,829.74			
Advice to Debit Account	10,754,780.86	2,300,679.38	0.00	0.00	13,055,460.24	0.00	0.00	0.00	0.00	0.00	0.00	368,458.83	0.00	0.00	368,458.83	368,458.83	13,423,919.07	0.00	0.00	0.00	0.00	10,754,780.86	2,669,138.21	0.00	0.00	13,423,919.07			
Notice of Transfer Allocations (NTA)	0.00	0.00	0.00	0.00	0.00	0.00	0.00	0.00	0.00	0.00	0.00	0.00	0.00	0.00	0.00	0.00	0.00	0.00	0.00	0.00	0.00	0.00	0.00	0.00	0.00	0.00	0.00	0.00	
MDS Checks Issued	0.00	0.00	0.00	0.00	0.00	0.00	0.00	0.00	0.00	0.00	0.00	0.00	0.00	0.00	0.00	0.00	0.00	0.00	0.00	0.00	0.00	0.00	0.00	0.00	0.00	0.00	0.00	0.00	
Advice to Debit Account	0.00	0.00	0.00	0.00	0.00	0.00	0.00	0.00	0.00	0.00	0.00	0.00	0.00	0.00	0.00	0.00	0.00	0.00	0.00	0.00	0.00	0.00	0.00	0.00	0.00	0.00	0.00	0.00	
Working Fund for FAPs	0.00	0.00	0.00	0.00	0.00	0.00	0.00	0.00	0.00	0.00	0.00	0.00	0.00	0.00	0.00	0.00	0.00	0.00	0.00	0.00	0.00	0.00	0.00	0.00	0.00	0.00	0.00	0.00	
Cash Disbursement Ceiling (CDC)	0.00	0.00	0.00	0.00	0.00	0.00	0.00	0.00	0.00	0.00	0.00	0.00	0.00	0.00	0.00	0.00	0.00	0.00	0.00	0.00	0.00	0.00	0.00	0.00	0.00	0.00	0.00	0.00	
<b>TOTAL CASH DISBURSEMENTS</b>	<b>23,993,387.25</b>	<b>11,749,294.53</b>	<b>0.00</b>	<b>0.00</b>	<b>35,742,681.78</b>	<b>0.00</b>	<b>0.00</b>	<b>0.00</b>	<b>0.00</b>	<b>0.00</b>	<b>0.00</b>	<b>4,336,067.03</b>	<b>0.00</b>	<b>0.00</b>	<b>4,336,067.03</b>	<b>4,336,067.03</b>	<b>40,078,748.81</b>	<b>0.00</b>	<b>0.00</b>	<b>0.00</b>	<b>0.00</b>	<b>23,993,387.25</b>	<b>16,085,361.56</b>	<b>0.00</b>	<b>0.00</b>	<b>40,078,748.81</b>			
NON-CASH DISBURSEMENTS	1,936,222.82	552,106.22	0.00	0.00	2,488,329.04	0.00	0.00	0.00	0.00	0.00	0.00	178,113.27	0.00	0.00	178,113.27	178,113.27	2,666,442.31	0.00	0.00	0.00	0.00	1,936,222.82	730,219.49	0.00	0.00	2,666,442.31			
Tax Remittance Advices Issued (TRA)	1,936,222.82	552,106.22	0.00	0.00	2,488,329.04	0.00	0.00	0.00	0.00	0.00	0.00	178,113.27	0.00	0.00	178,113.27	178,113.27	2,666,442.31	0.00	0.00	0.00	0.00	1,936,222.82	730,219.49	0.00	0.00	2,666,442.31			
Non-Cash Availment Authority (NCAA)	0.00	0.00	0.00	0.00	0.00	0.00	0.00	0.00	0.00	0.00	0.00	0.00	0.00	0.00	0.00	0.00	0.00	0.00	0.00	0.00	0.00	0.00	0.00	0.00	0.00	0.00	0.00		
Disbursements effected through outright deductions from claims (please specify...)	0.00	0.00	0.00	0.00	0.00	0.00	0.00	0.00	0.00	0.00	0.00	0.00	0.00	0.00	0.00	0.00	0.00	0.00	0.00	0.00	0.00	0.00	0.00	0.00	0.00	0.00	0.00		
Overpayment of expenses (e.g. personnel benefits)	0.00	0.00	0.00	0.00	0.00	0.00	0.00	0.00	0.00	0.00	0.00	0.00	0.00	0.00	0.00	0.00	0.00	0.00	0.00	0.00	0.00	0.00	0.00	0.00	0.00	0.00	0.00		
Restitution for loss of government property	0.00	0.00	0.00	0.00	0.00	0.00	0.00	0.00	0.00	0.00	0.00	0.00	0.00	0.00	0.00	0.00	0.00	0.00	0.00	0.00	0.00	0.00	0.00	0.00	0.00	0.00	0.00		
Liquidated damages and similar claims	0.00	0.00	0.00	0.00	0.00	0.00	0.00	0.00	0.00	0.00	0.00	0.00	0.00	0.00	0.00	0.00	0.00	0.00	0.00	0.00	0.00	0.00	0.00	0.00	0.00	0.00	0.00		
Others (TEF, BTr-Documentary Stamp Tax, etc.)	0.00	0.00	0.00	0.00	0.00	0.00	0.00	0.00	0.00	0.00	0.00	0.00	0.00	0.00	0.00	0.00	0.00	0.00	0.00	0.00	0.00	0.00	0.00	0.00	0.00	0.00	0.00		
<b>TOTAL NON-CASH DISBURSEMENTS</b>	<b>1,936,222.82</b>	<b>552,106.22</b>	<b>0.00</b>	<b>0.00</b>	<b>2,488,329.04</b>	<b>0.00</b>	<b>0.00</b>	<b>0.00</b>	<b>0.00</b>	<b>0.00</b>	<b>0.00</b>	<b>178,113.27</b>	<b>0.00</b>	<b>0.00</b>	<b>178,113.27</b>	<b>178,113.27</b>	<b>2,666,442.31</b>	<b>0.00</b>	<b>0.00</b>	<b>0.00</b>	<b>0.00</b>	<b>1,936,222.82</b>	<b>730,219.49</b>	<b>0.00</b>	<b>0.00</b>	<b>2,666,442.31</b>			
<b>GRAND TOTAL</b>	<b>25,929,610.07</b>	<b>12,301,400.75</b>	<b>0.00</b>	<b>0.00</b>	<b>38,231,010.82</b>	<b>0.00</b>	<b>0.00</b>	<b>0.00</b>	<b>0.00</b>	<b>0.00</b>	<b>0.00</b>	<b>4,514,180.30</b>	<b>0.00</b>	<b>0.00</b>	<b>4,514,180.30</b>	<b>4,514,180.30</b>	<b>42,745,191.12</b>	<b>0.00</b>	<b>0.00</b>	<b>0.00</b>	<b>0.00</b>	<b>25,929,610.07</b>	<b>16,815,581.05</b>	<b>0.00</b>	<b>0.00</b>	<b>42,745,191.12</b>			

Certified Correct:

  
**MARICEL V. ESCOBAR**  
 IC Accountant III  
 Date 8-Mar-24

Approved By:

  
**PAMELA F. PITAS**  
 IC Division Manager  
 Date 8-Mar-24

MONTHLY REPORT OF DISBURSEMENTS

For the month of January 2024

Department : Department of Finance (DOF)  
 Agency/Entity : Insurance Commission  
 Operating Unit : < not applicable >  
 Organization Code (UACS) : 11 008 0000000  
 Fund Cluster : 03 - Special Account - Locally Funded/Domestic Grants Fund

Particulars	Current Year Budget					Prior Year's Budget											Trust Liabilities					Grand Total					Remarks		
	PS	MOOE	FinEx	CO	TOTAL	Prior Year's Accounts Payable					Current Year's Accounts Payable						TOTAL	SUB-TOTAL	PS	MOOE	CO	TOTAL	PS	MOOE	FinEx	CO		TOTAL	
						PS	MOOE	FinEx	CO	Sub-Total	PS	MOOE	FinEx	CO	Sub-Total	PS													MOOE
1	2	3	4	5	6=(2+3+4+5)	7	8	9	10	11=(7+8+9+10)	12	13	14	15	16=(12+13+14+15)	17=(11+16)	18=(6+17)	19	20	21	22=(19+20+21)	23	24	25	26	27=(23+24+25+26)	28		
CASH DISBURSEMENTS	8,483,494.13	3,716,594.59	0.00	0.00	12,200,088.72	0.00	0.00	0.00	0.00	0.00	0.00	272,011.74	0.00	0.00	272,011.74	272,011.74	12,472,100.46	0.00	0.00	0.00	0.00	8,483,494.13	3,988,606.33	0.00	0.00	12,472,100.46			
Notice of Cash Allocation (NCA)	8,483,494.13	3,716,594.59	0.00	0.00	12,200,088.72	0.00	0.00	0.00	0.00	0.00	0.00	272,011.74	0.00	0.00	272,011.74	272,011.74	12,472,100.46	0.00	0.00	0.00	0.00	8,483,494.13	3,988,606.33	0.00	0.00	12,472,100.46			
MDS Checks Issued	8,215,351.61	3,035,759.49	0.00	0.00	11,251,111.10	0.00	0.00	0.00	0.00	0.00	0.00	272,011.74	0.00	0.00	272,011.74	272,011.74	11,523,122.84	0.00	0.00	0.00	0.00	8,215,351.61	3,307,771.23	0.00	0.00	11,523,122.84			
Advice to Debit Account	268,142.52	680,835.10	0.00	0.00	948,977.62	0.00	0.00	0.00	0.00	0.00	0.00	0.00	0.00	0.00	0.00	0.00	948,977.62	0.00	0.00	0.00	0.00	268,142.52	680,835.10	0.00	0.00	948,977.62			
Notice of Transfer Allocations (NTA)	0.00	0.00	0.00	0.00	0.00	0.00	0.00	0.00	0.00	0.00	0.00	0.00	0.00	0.00	0.00	0.00	0.00	0.00	0.00	0.00	0.00	0.00	0.00	0.00	0.00	0.00	0.00		
MDS Checks Issued	0.00	0.00	0.00	0.00	0.00	0.00	0.00	0.00	0.00	0.00	0.00	0.00	0.00	0.00	0.00	0.00	0.00	0.00	0.00	0.00	0.00	0.00	0.00	0.00	0.00	0.00	0.00	0.00	
Advice to Debit Account	0.00	0.00	0.00	0.00	0.00	0.00	0.00	0.00	0.00	0.00	0.00	0.00	0.00	0.00	0.00	0.00	0.00	0.00	0.00	0.00	0.00	0.00	0.00	0.00	0.00	0.00	0.00	0.00	
Working Fund for FAPs	0.00	0.00	0.00	0.00	0.00	0.00	0.00	0.00	0.00	0.00	0.00	0.00	0.00	0.00	0.00	0.00	0.00	0.00	0.00	0.00	0.00	0.00	0.00	0.00	0.00	0.00	0.00	0.00	
Cash Disbursement Ceiling (CDC)	0.00	0.00	0.00	0.00	0.00	0.00	0.00	0.00	0.00	0.00	0.00	0.00	0.00	0.00	0.00	0.00	0.00	0.00	0.00	0.00	0.00	0.00	0.00	0.00	0.00	0.00	0.00	0.00	
<b>TOTAL CASH DISBURSEMENTS</b>	<b>8,483,494.13</b>	<b>3,716,594.59</b>	<b>0.00</b>	<b>0.00</b>	<b>12,200,088.72</b>	<b>0.00</b>	<b>0.00</b>	<b>0.00</b>	<b>0.00</b>	<b>0.00</b>	<b>0.00</b>	<b>272,011.74</b>	<b>0.00</b>	<b>0.00</b>	<b>272,011.74</b>	<b>272,011.74</b>	<b>12,472,100.46</b>	<b>0.00</b>	<b>0.00</b>	<b>0.00</b>	<b>0.00</b>	<b>8,483,494.13</b>	<b>3,988,606.33</b>	<b>0.00</b>	<b>0.00</b>	<b>12,472,100.46</b>			
NON-CASH DISBURSEMENTS	1,482,486.29	227,291.06	0.00	0.00	1,709,777.35	0.00	0.00	0.00	0.00	0.00	0.00	13,851.80	0.00	0.00	13,851.80	13,851.80	1,723,629.15	0.00	0.00	0.00	0.00	1,482,486.29	241,142.86	0.00	0.00	1,723,629.15			
Tax Remittance Advices Issued (TRA)	1,482,486.29	227,291.06	0.00	0.00	1,709,777.35	0.00	0.00	0.00	0.00	0.00	0.00	13,851.80	0.00	0.00	13,851.80	13,851.80	1,723,629.15	0.00	0.00	0.00	0.00	1,482,486.29	241,142.86	0.00	0.00	1,723,629.15			
Non-Cash Availment Authority (NCAA)	0.00	0.00	0.00	0.00	0.00	0.00	0.00	0.00	0.00	0.00	0.00	0.00	0.00	0.00	0.00	0.00	0.00	0.00	0.00	0.00	0.00	0.00	0.00	0.00	0.00	0.00	0.00	0.00	
Disbursements effected through outright deductions from claims (please specify...)	0.00	0.00	0.00	0.00	0.00	0.00	0.00	0.00	0.00	0.00	0.00	0.00	0.00	0.00	0.00	0.00	0.00	0.00	0.00	0.00	0.00	0.00	0.00	0.00	0.00	0.00	0.00	0.00	
Overpayment of expenses(e.g personnel benefits)	0.00	0.00	0.00	0.00	0.00	0.00	0.00	0.00	0.00	0.00	0.00	0.00	0.00	0.00	0.00	0.00	0.00	0.00	0.00	0.00	0.00	0.00	0.00	0.00	0.00	0.00	0.00	0.00	
Restitution for loss of government property	0.00	0.00	0.00	0.00	0.00	0.00	0.00	0.00	0.00	0.00	0.00	0.00	0.00	0.00	0.00	0.00	0.00	0.00	0.00	0.00	0.00	0.00	0.00	0.00	0.00	0.00	0.00	0.00	
Liquidated damages and similar claims	0.00	0.00	0.00	0.00	0.00	0.00	0.00	0.00	0.00	0.00	0.00	0.00	0.00	0.00	0.00	0.00	0.00	0.00	0.00	0.00	0.00	0.00	0.00	0.00	0.00	0.00	0.00	0.00	
Others(TEF, BTr-Documetary Stamp Tax, etc.)	0.00	0.00	0.00	0.00	0.00	0.00	0.00	0.00	0.00	0.00	0.00	0.00	0.00	0.00	0.00	0.00	0.00	0.00	0.00	0.00	0.00	0.00	0.00	0.00	0.00	0.00	0.00	0.00	
<b>TOTAL NON-CASH DISBURSEMENTS</b>	<b>1,482,486.29</b>	<b>227,291.06</b>	<b>0.00</b>	<b>0.00</b>	<b>1,709,777.35</b>	<b>0.00</b>	<b>0.00</b>	<b>0.00</b>	<b>0.00</b>	<b>0.00</b>	<b>0.00</b>	<b>13,851.80</b>	<b>0.00</b>	<b>0.00</b>	<b>13,851.80</b>	<b>13,851.80</b>	<b>1,723,629.15</b>	<b>0.00</b>	<b>0.00</b>	<b>0.00</b>	<b>0.00</b>	<b>1,482,486.29</b>	<b>241,142.86</b>	<b>0.00</b>	<b>0.00</b>	<b>1,723,629.15</b>			
<b>GRAND TOTAL</b>	<b>9,965,980.42</b>	<b>3,943,885.65</b>	<b>0.00</b>	<b>0.00</b>	<b>13,909,866.07</b>	<b>0.00</b>	<b>0.00</b>	<b>0.00</b>	<b>0.00</b>	<b>0.00</b>	<b>0.00</b>	<b>285,863.54</b>	<b>0.00</b>	<b>0.00</b>	<b>285,863.54</b>	<b>285,863.54</b>	<b>14,195,729.61</b>	<b>0.00</b>	<b>0.00</b>	<b>0.00</b>	<b>0.00</b>	<b>9,965,980.42</b>	<b>4,229,749.19</b>	<b>0.00</b>	<b>0.00</b>	<b>14,195,729.61</b>			

Certified Correct:



**MARICEL V. ESCOBAR**  
 IC Accountant III

Date: 07 February 2024

Approved By:



**PAMELA F. PITAS**  
 IC Division Manager

Date: 07 February 2024