


QUARTERLY REPORT OF REVENUE AND OTHER RECEIPTS
As at the Quarter Ending September 30, 2024


Department : Department of Finance (DOF)
 Agency/Entity : Insurance Commission
 Operating Unit : < not applicable >
 Organization Code (UACS) : 11 008 0000000
 Fund Cluster : 03 - Special Account - Locally Funded/Domestic Grants Fund


Classification/Sources of Revenue and Other Receipts	UACS CODE	REVENUE TARGET (Annual) per BESF	Actual Revenue and Other Receipts Collections					Cumulative Remittance/Deposits to Date			Variance		Remarks
			1st Quarter Ending March 31	2nd Quarter Ending June 30	3rd Quarter Ending September 30	4th Quarter Ending December 31	Total	Remittance to BTr	Deposited with AGDB	Total	Amount	%	
1	2	3	4	5	6	7	8=(4+5+6+7)	9	10	11=(9+10)	12=(8-3)	13=(12/3)	14
Special Account - Locally Funded/Domestic Grants Fund		417,591,988.75	146,812,409.18	115,162,392.37	115,843,134.80	0.00	377,817,936.35	378,572,386.28	0.00	378,572,386.28	(39,774,052.40)	-10 %	
Revenue Collections		417,591,988.75	146,812,409.18	115,162,392.37	115,843,134.80	0.00	377,817,936.35	378,572,386.28	0.00	378,572,386.28	(39,774,052.40)	-10 %	
Cash Revenue		417,591,988.75	146,812,409.18	115,162,392.37	115,843,134.80	0.00	377,817,936.35	378,572,386.28	0.00	378,572,386.28	(39,774,052.40)	-10 %	
Non-Tax		417,591,988.75	146,812,409.18	115,162,392.37	115,843,134.80	0.00	377,817,936.35	378,572,386.28	0.00	378,572,386.28	(39,774,052.40)	-10 %	
Registration Fees	4020102000	25,000,000.00	6,300,000.00	2,167,300.00	4,177,500.00	0.00	12,644,800.00	12,659,800.00	0.00	12,659,800.00	(12,355,200.00)	-49 %	
Certification Fees	4020104002	53,000,000.00	25,546,550.00	21,509,500.00	22,425,475.00	0.00	69,481,525.00	68,955,525.00	0.00	68,955,525.00	16,481,525.00	31 %	
Licensing Fees	4020106000	161,284,875.00	29,375,500.00	33,484,800.00	34,980,500.00	0.00	97,840,800.00	98,978,800.00	0.00	98,978,800.00	(63,444,075.00)	-39 %	
Supervision and Regulation Enforcement Fees	4020107000	22,261,500.00	26,516,745.00	710,000.00	40,000.00	0.00	27,266,745.00	26,781,000.00	0.00	26,781,000.00	5,005,245.00	22 %	
Accreditation Fees	4020111001	1,170,000.00	397,500.00	719,000.00	197,500.00	0.00	1,314,000.00	1,314,000.00	0.00	1,314,000.00	144,000.00	12 %	
Filing Fees	4020113007	6,345,000.00	81,000.00	5,590,000.00	725,000.00	0.00	6,396,000.00	6,493,500.00	0.00	6,493,500.00	51,000.00	1 %	
Other Processing Fees	4020113099	9,500,000.00	3,756,000.00	3,439,910.00	4,682,500.00	0.00	11,878,410.00	11,733,410.00	0.00	11,733,410.00	2,378,410.00	25 %	
Fines and Penalties - Service Income	4020114000	15,000,000.00	14,747,429.18	11,015,523.29	13,531,019.80	0.00	39,293,972.27	39,978,102.20	0.00	39,978,102.20	24,293,972.27	162 %	
Other Service Income	4020199099	670,000.00	259,400.00	311,940.00	327,940.00	0.00	899,280.00	873,030.00	0.00	873,030.00	229,280.00	34 %	
Examination Fees	4020203000	120,000,000.00	38,775,000.00	35,404,000.00	33,957,400.00	0.00	108,136,400.00	108,010,400.00	0.00	108,010,400.00	(11,863,600.00)	-10 %	
Other Fees	4020217099	3,360,613.75	1,053,725.00	809,619.08	797,500.00	0.00	2,660,844.08	2,674,899.08	0.00	2,674,899.08	(699,769.67)	-21 %	
Miscellaneous Income	4060999000	0.00	3,560.00	800.00	800.00	0.00	5,160.00	119,920.00	0.00	119,920.00	5,160.00	0 %	
GRAND TOTAL		417,591,988.75	146,812,409.18	115,162,392.37	115,843,134.80	0.00	377,817,936.35	378,572,386.28	0.00	378,572,386.28	(39,774,052.40)	-10 %	

Certified Correct:

 REINER P. SUBIANO
 Division Manager, Budget Division
 Date: October 22, 2024 04:07 PM

Certified Correct:

 PAMELA F. PITAG
 Division Manager, Accounting Division
 Date: October 22, 2024 04:07 PM

Recommending Approval By:

 MARTIN JOHN S. YASAY
 Deputy Insurance Commissioner, Management Support Services
 Date: October 22, 2024 04:08 PM

Approved By:

 REYNALDO A. REBALADO
 Insurance Commissioner
 Date: October 22, 2024 04:08 PM