



SUMMARY OF APPROPRIATIONS, ALLOTMENTS, OBLIGATIONS, DISBURSEMENTS AND BALANCES BY OBJECT OF EXPENDITURES
As at the Quarter Ending June 30, 2024


Department : Department of Finance (DOF)
 Agency/Unit : Insurance Commission
 Operating Unit : <not applicable>
 Organization Code (UACS) : 11 008 000000
 : 03 - Special Account - Locally Funded/Domestic Grants Fund
 (e.g. UACS Fund Cluster: 01-Regular Agency Fund, 02-Foreign Assisted Projects Fund, 03-Special Account-Locally Funded/Domestic Grants Fund and 04-Special Account-Foreign Assisted Foreign Grants Fund)

Particulars	UACS CODE	Authorized Appropriations	Appropriations			Allotments					Obligations				Disbursements				Balances					
			As of 6/30/24	Adjusted Appropriations	Adjustments (Modification/ Augmentations)	Transfer To	Transfer From	Adjusted Allotments	1st Quarter Ending March 31	2nd Quarter Ending June 30	3rd Quarter Ending September 30	4th Quarter Ending December 31	Total	1st Quarter Ending March 31	2nd Quarter Ending June 30	3rd Quarter Ending September 30	4th Quarter Ending December 31	Total	Unreleased Appropriations	Unobligated Allotments	Unpaid Obligations (15-20/23-24)	Net Due and Demandable		
SUMMARY		493,494,000.00	0.00	0.00	0.00	0.00	0.00	0.00	0.00	0.00	0.00	0.00	0.00	0.00	0.00	0.00	0.00	0.00	0.00	2,781,461,358.23	271,461,358.23	0.00	9,298,948.34	
B. AUTOMATIC APPROPRIATIONS		493,494,000.00	0.00	0.00	0.00	0.00	0.00	0.00	0.00	0.00	0.00	0.00	0.00	0.00	0.00	0.00	0.00	0.00	0.00	2,781,461,358.23	271,461,358.23	0.00	9,298,948.34	
Special Accounts in the General Fund		241,441,000.00	0.00	0.00	0.00	0.00	0.00	0.00	0.00	0.00	0.00	0.00	0.00	0.00	0.00	0.00	0.00	0.00	0.00	1,107,856.64	1,107,856.64	0.00	0.00	
Insurance Commission Fund		249,053,000.00	0.00	0.00	0.00	0.00	0.00	0.00	0.00	0.00	0.00	0.00	0.00	0.00	0.00	0.00	0.00	0.00	0.00	2,673,500.00	2,673,500.00	0.00	0.00	
Traveling Expenses - Local	502010100	500,000.00	3,000,000.00	3,000,000.00	0.00	0.00	0.00	0.00	0.00	0.00	0.00	0.00	0.00	0.00	0.00	0.00	0.00	0.00	0.00	0.00	0.00	0.00	0.00	0.00
Traveling Expenses - Foreign	502010200	500,000.00	4,000,000.00	4,000,000.00	0.00	0.00	0.00	0.00	0.00	0.00	0.00	0.00	0.00	0.00	0.00	0.00	0.00	0.00	0.00	0.00	0.00	0.00	0.00	0.00
Training and Scholarship Expenses	502020101	5,500,000.00	2,000,000.00	2,000,000.00	0.00	0.00	0.00	0.00	0.00	0.00	0.00	0.00	0.00	0.00	0.00	0.00	0.00	0.00	0.00	0.00	0.00	0.00	0.00	0.00
ICT Training Expenses	502020102	5,000,000.00	2,000,000.00	2,000,000.00	0.00	0.00	0.00	0.00	0.00	0.00	0.00	0.00	0.00	0.00	0.00	0.00	0.00	0.00	0.00	0.00	0.00	0.00	0.00	0.00
Supplies and Materials Expenses	502030100	3,371,000.00	9,450,000.00	9,450,000.00	0.00	0.00	0.00	0.00	0.00	0.00	0.00	0.00	0.00	0.00	0.00	0.00	0.00	0.00	0.00	0.00	0.00	0.00	0.00	0.00
Other Supplies Expenses	502030101	121,000.00	121,000.00	121,000.00	0.00	0.00	0.00	0.00	0.00	0.00	0.00	0.00	0.00	0.00	0.00	0.00	0.00	0.00	0.00	0.00	0.00	0.00	0.00	0.00
ICT Office Supplies	502030102	3,000,000.00	5,700,000.00	5,700,000.00	0.00	0.00	0.00	0.00	0.00	0.00	0.00	0.00	0.00	0.00	0.00	0.00	0.00	0.00	0.00	0.00	0.00	0.00	0.00	0.00
Office Supplies Expenses	502030200	1,000,000.00	3,000,000.00	3,000,000.00	0.00	0.00	0.00	0.00	0.00	0.00	0.00	0.00	0.00	0.00	0.00	0.00	0.00	0.00	0.00	0.00	0.00	0.00	0.00	0.00
Accountable Items Expenses	502030300	750,000.00	250,000.00	250,000.00	0.00	0.00	0.00	0.00	0.00	0.00	0.00	0.00	0.00	0.00	0.00	0.00	0.00	0.00	0.00	0.00	0.00	0.00	0.00	0.00
Fuel, Oil and Lubricants Expenses	502030900	3,000,000.00	7,000,000.00	7,000,000.00	0.00	0.00	0.00	0.00	0.00	0.00	0.00	0.00	0.00	0.00	0.00	0.00	0.00	0.00	0.00	0.00	0.00	0.00	0.00	0.00
Other Supplies and Materials Expenses	502039900	750,000.00	3,000,000.00	3,000,000.00	0.00	0.00	0.00	0.00	0.00	0.00	0.00	0.00	0.00	0.00	0.00	0.00	0.00	0.00	0.00	0.00	0.00	0.00	0.00	0.00
Utility Expenses	502040100	6,750,000.00	4,170,000.00	4,170,000.00	0.00	0.00	0.00	0.00	0.00	0.00	0.00	0.00	0.00	0.00	0.00	0.00	0.00	0.00	0.00	0.00	0.00	0.00	0.00	0.00
Water Expenses	502040200	6,000,000.00	3,000,000.00	3,000,000.00	0.00	0.00	0.00	0.00	0.00	0.00	0.00	0.00	0.00	0.00	0.00	0.00	0.00	0.00	0.00	0.00	0.00	0.00	0.00	0.00
Electricity Expenses	502040300	6,000,000.00	3,000,000.00	3,000,000.00	0.00	0.00	0.00	0.00	0.00	0.00	0.00	0.00	0.00	0.00	0.00	0.00	0.00	0.00	0.00	0.00	0.00	0.00	0.00	0.00
Postage and Courier Services	502050100	550,000.00	515,000.00	515,000.00	0.00	0.00	0.00	0.00	0.00	0.00	0.00	0.00	0.00	0.00	0.00	0.00	0.00	0.00	0.00	0.00	0.00	0.00	0.00	0.00
Telephone Expenses	502050200	11,450,000.00	11,950,000.00	11,950,000.00	0.00	0.00	0.00	0.00	0.00	0.00	0.00	0.00	0.00	0.00	0.00	0.00	0.00	0.00	0.00	0.00	0.00	0.00	0.00	0.00
Mobile	502050201	7,750,000.00	7,750,000.00	7,750,000.00	0.00	0.00	0.00	0.00	0.00	0.00	0.00	0.00	0.00	0.00	0.00	0.00	0.00	0.00	0.00	0.00	0.00	0.00	0.00	0.00
Landing	502050202	3,700,000.00	4,200,000.00	4,200,000.00	0.00	0.00	0.00	0.00	0.00	0.00	0.00	0.00	0.00	0.00	0.00	0.00	0.00	0.00	0.00	0.00	0.00	0.00	0.00	0.00
Internet Subscription Expenses	502050300	52,000,000.00	52,000,000.00	52,000,000.00	0.00	0.00	0.00	0.00	0.00	0.00	0.00	0.00	0.00	0.00	0.00	0.00	0.00	0.00	0.00	0.00	0.00	0.00	0.00	0.00
Confidential, Intelligence and Extrordinary	502060000	1,205,000.00	1,205,000.00	1,205,000.00	0.00	0.00	0.00	0.00	0.00	0.00	0.00	0.00	0.00	0.00	0.00	0.00	0.00	0.00	0.00	0.00	0.00	0.00	0.00	0.00
Extrordinary and Miscellaneous Expenses	502100000	1,205,000.00	1,205,000.00	1,205,000.00	0.00	0.00	0.00	0.00	0.00	0.00	0.00	0.00	0.00	0.00	0.00	0.00	0.00	0.00	0.00	0.00	0.00	0.00	0.00	0.00
Professional Services	502100001	74,500,000.00	74,500,000.00	74,500,000.00	0.00	0.00	0.00	0.00	0.00	0.00	0.00	0.00	0.00	0.00	0.00	0.00	0.00	0.00	0.00	0.00	0.00	0.00	0.00	0.00
General Services	502100002	74,500,000.00	74,500,000.00	74,500,000.00	0.00	0.00	0.00	0.00	0.00	0.00	0.00	0.00	0.00	0.00	0.00	0.00	0.00	0.00	0.00	0.00	0.00	0.00	0.00	0.00
Janitorial Services	502120200	23,870,000.00	23,870,000.00	23,870,000.00	0.00	0.00	0.00	0.00	0.00	0.00	0.00	0.00	0.00	0.00	0.00	0.00	0.00	0.00	0.00	0.00	0.00	0.00	0.00	0.00
Security Services	502120300	8,500,000.00	2,700,000.00	2,700,000.00	0.00	0.00	0.00	0.00	0.00	0.00	0.00	0.00	0.00	0.00	0.00	0.00	0.00	0.00	0.00	0.00	0.00	0.00	0.00	0.00
Other General Services	502129900	4,200,000.00	3,070,000.00	3,070,000.00	0.00	0.00	0.00	0.00	0.00	0.00	0.00	0.00	0.00	0.00	0.00	0.00	0.00	0.00	0.00	0.00	0.00	0.00	0.00	0.00
Repairs and Maintenance	502130000	12,800,000.00	9,371,000.00	9,371,000.00	0.00	0.00	0.00	0.00	0.00	0.00	0.00	0.00	0.00	0.00	0.00	0.00	0.00	0.00	0.00	0.00	0.00	0.00	0.00	0.00
Power Supply Systems	502130005	450,000.00	0.00	0.00	0.00	0.00	0.00	0.00	0.00	0.00	0.00	0.00	0.00	0.00	0.00	0.00	0.00	0.00	0.00	0.00	0.00	0.00	0.00	0.00
Repairs and Maintenance - Infrastructure Assets	502130010	450,000.00	0.00	0.00	0.00	0.00	0.00	0.00	0.00	0.00	0.00	0.00	0.00	0.00	0.00	0.00	0.00	0.00	0.00	0.00	0.00	0.00	0.00	0.00
Buildings	502130011	450,000.00	11,454,000.00	11,454,000.00	0.00	0.00	0.00	0.00	0.00	0.00	0.00	0.00	0.00	0.00	0.00	0.00	0.00	0.00	0.00	0.00	0.00	0.00	0.00	0.00
Repairs and Maintenance - Machinery and	502130012	500,000.00	750,000.00	750,000.00	0.00	0.00	0.00	0.00	0.00	0.00	0.00	0.00	0.00	0.00	0.00	0.00	0.00	0.00	0.00	0.00	0.00	0.00	0.00	0.00
Buildings	502130013	500,000.00	750,000.00	750,000.00	0.00	0.00	0.00	0.00	0.00	0.00	0.00	0.00	0.00	0.00	0.00	0.00	0.00	0.00	0.00	0.00	0.00	0.00	0.00	0.00
Information and Communication Technology	502130014	250,000.00	250,000.00	250,000.00	0.00	0.00	0.00	0.00	0.00	0.00	0.00	0.00	0.00	0.00	0.00	0.00	0.00	0.00	0.00	0.00	0.00	0.00	0.00	0.00
Repairs and Maintenance - Transportation	502130015	600,000.00	1,100,000.00	1,100,000.00	0.00	0.00	0.00	0.00	0.00	0.00	0.00	0.00	0.00	0.00	0.00	0.00	0.00	0.00	0.00	0.00	0.00	0.00	0.00	0.00
Motor Vehicles	502130016	600,000.00	1,100,000.00	1,100,000.00	0.00	0.00	0.00	0.00	0.00	0.00	0.00	0.00	0.00	0.00	0.00	0.00	0.00	0.00	0.00	0.00	0.00	0.00	0.00	0.00
Repairs and Maintenance - Furniture and Fixtures	502130017	50,000.00	1,150,000.00	1,150,000.00	0.00	0.00	0.00	0.00	0.00	0.00	0.00	0.00	0.00	0.00	0.00	0.00	0.00	0.00	0.00	0.00	0.00	0.00	0.00	0.00
Repairs and Maintenance - Furniture and	502130018	50,000.00	1,150,000.00	1,150,000.00	0.00	0.00	0.00	0.00	0.00	0.00	0.00	0.00	0.00	0.00	0.00	0.00	0.00	0.00	0.00	0.00	0.00	0.00	0.00	0.00
Repairs and Maintenance - Semi-Equipable	502130019	9,500,000.00																						

GRAND TOTAL	490,494,000.00	0.00	490,494,000.00	490,494,000.00	0.00	0.00	0.00	0.00	490,494,000.00	94,288,912.86	144,721,711.75	0.00	0.00	219,012,844.71	89,953,153.53	119,160,944.44	0.00	0.00	200,713,688.37	0.00	27,481,352.59	0.00	5,289,946.34
-------------	----------------	------	----------------	----------------	------	------	------	------	----------------	---------------	----------------	------	------	----------------	---------------	----------------	------	------	----------------	------	---------------	------	--------------

Certified Correct:

 Michael J. DePaola
 Director-in-Charge, Budget Division
 Date: July 10, 2024 04:17 PM

Certified Correct:

 Patricia S. Zouren
 Director-in-Charge, Accounting Division
 Date: July 10, 2024 04:17 PM

Approved:

 Remy O.J.A. Egalado
 Insurance Commissioner
 Date: July 11, 2024 02:38 PM