



**STATEMENT OF APPROPRIATIONS, ALLOTMENTS, OBLIGATIONS, DISBURSEMENTS AND BALANCES**  
As at the Quarter Ending June 30, 2024


Department : Department of Finance (DOF)  
 Agency/Entity : Insurance Commission  
 Operating Unit : < not applicable >  
 Organization Code (UACS) : 11 008 0000000  
 Fund Cluster : 03 - Special Account - Locally Funded/Domestic Grants Fund  
 (e.g. UACS Fund Cluster: 01-Regular Agency Fund, 02-Foreign Assisted Projects Fund, 03-Special Account-Locally Funded/Domestic Grants Fund, and 04-Special Account-Foreign Assisted/Foreign Grants Fund)

|   |                             |
|---|-----------------------------|
| X | Current Year Appropriations |
|   | Supplemental Appropriations |
|   | Continuing Appropriations   |

| Particulars  | UACS CODE | Appropriations            |  | Allotments              |                     |  |             |               |                     | Current Year Obligations    |                            |                                 |                                |                  | Current Year Disbursements  |                            |                                 |                                | Balances         |                           |                        |                                    |              |
|--|-----------|---------------------------|--|-------------------------|---------------------|--|-------------|---------------|---------------------|-----------------------------|----------------------------|---------------------------------|--------------------------------|------------------|-----------------------------|----------------------------|---------------------------------|--------------------------------|------------------|---------------------------|------------------------|------------------------------------|--------------|
|  |           | Authorized Appropriations | Adjustments (Transfer To/From, Modifications/ Augmentations) | Adjusted Appropriations | Allotments Received | Adjustments (Reductions, Modifications/ Augmentations) | Transfer To | Transfer From | Adjusted Allotments | 1st Quarter Ending March 31 | 2nd Quarter Ending June 30 | 3rd Quarter Ending September 30 | 4th Quarter Ending December 31 | Total            | 1st Quarter Ending March 31 | 2nd Quarter Ending June 30 | 3rd Quarter Ending September 30 | 4th Quarter Ending December 31 | Total            | Unreleased Appropriations | Unobligated Allotments | Unpaid Obligations (15-20)=(23+24) |              |
|  |           | 3                         | 4  | 5=(3+4)                 | 6                   | 7  | 8           | 9             | 10=(6+7-8+9)        | 11                          | 12                         | 13                              | 14                             | 15=(11+12+13+14) | 16                          | 17                         | 18                              | 19                             | 20=(16+17+18+19) | 21                        | 22                     | 23                                 | 24           |
| <b>II. Automatic Appropriations</b>  |           | 498,494,000.00            | 0.00   | 498,494,000.00          | 498,494,000.00      | 0.00   | 0.00        | 0.00          | 498,494,000.00      | 94,288,912.86               | 124,723,731.75             | 0.00                            | 0.00                           | 219,012,644.71   | 89,953,153.93               | 119,760,544.44             | 0.00                            | 0.00                           | 209,713,698.37   | 0.00                      | 271,481,355.29         | 0.00                               | 9,298,946.34 |
| Special Accounts in the General Fund   |           | 498,494,000.00            | 0.00   | 498,494,000.00          | 498,494,000.00      | 0.00   | 0.00        | 0.00          | 498,494,000.00      | 94,288,912.86               | 124,723,731.75             | 0.00                            | 0.00                           | 219,012,644.71   | 89,953,153.93               | 119,760,544.44             | 0.00                            | 0.00                           | 209,713,698.37   | 0.00                      | 271,481,355.29         | 0.00                               | 9,298,946.34 |
| Insurance Commission Fund  |           | 249,053,000.00            | 0.00   | 249,053,000.00          | 249,053,000.00      | 0.00   | 0.00        | 0.00          | 249,053,000.00      | 15,293,373.43               | 22,479,192.91              | 0.00                            | 0.00                           | 37,772,566.34    | 12,501,750.11               | 24,007,833.35              | 0.00                            | 0.00                           | 36,509,583.46    | 0.00                      | 211,280,433.66         | 0.00                               | 1,262,982.88 |
| MOOE   |           | 249,053,000.00            | 0.00   | 249,053,000.00          | 249,053,000.00      | 0.00   | 0.00        | 0.00          | 249,053,000.00      | 15,293,373.43               | 22,479,192.91              | 0.00                            | 0.00                           | 37,772,566.34    | 12,501,750.11               | 24,007,833.35              | 0.00                            | 0.00                           | 36,509,583.46    | 0.00                      | 211,280,433.66         | 0.00                               | 1,262,982.88 |
| Pre-Need Fund  |           | 241,441,000.00            | 0.00   | 241,441,000.00          | 241,441,000.00      | 0.00   | 0.00        | 0.00          | 241,441,000.00      | 78,995,539.53               | 102,244,538.84             | 0.00                            | 0.00                           | 181,240,078.37   | 77,451,403.82               | 95,752,711.09              | 0.00                            | 0.00                           | 173,204,114.91   | 0.00                      | 60,200,921.63          | 0.00                               | 8,035,963.46 |
| PS   |           | 241,441,000.00            | 0.00   | 241,441,000.00          | 241,441,000.00      | 0.00   | 0.00        | 0.00          | 241,441,000.00      | 78,995,539.53               | 102,244,538.84             | 0.00                            | 0.00                           | 181,240,078.37   | 77,451,403.82               | 95,752,711.09              | 0.00                            | 0.00                           | 173,204,114.91   | 0.00                      | 60,200,921.63          | 0.00                               | 8,035,963.46 |
| <b>Sub-total II. Automatic Appropriations</b>  |           | 498,494,000.00            | 0.00   | 498,494,000.00          | 498,494,000.00      | 0.00   | 0.00        | 0.00          | 498,494,000.00      | 94,288,912.86               | 124,723,731.75             | 0.00                            | 0.00                           | 219,012,644.71   | 89,953,153.93               | 119,760,544.44             | 0.00                            | 0.00                           | 209,713,698.37   | 0.00                      | 271,481,355.29         | 0.00                               | 9,298,946.34 |
| PS   |           | 241,441,000.00            | 0.00   | 241,441,000.00          | 241,441,000.00      | 0.00   | 0.00        | 0.00          | 241,441,000.00      | 78,995,539.53               | 102,244,538.84             | 0.00                            | 0.00                           | 181,240,078.37   | 77,451,403.82               | 95,752,711.09              | 0.00                            | 0.00                           | 173,204,114.91   | 0.00                      | 60,200,921.63          | 0.00                               | 8,035,963.46 |
| MOOE   |           | 249,053,000.00            | 0.00   | 249,053,000.00          | 249,053,000.00      | 0.00   | 0.00        | 0.00          | 249,053,000.00      | 15,293,373.43               | 22,479,192.91              | 0.00                            | 0.00                           | 37,772,566.34    | 12,501,750.11               | 24,007,833.35              | 0.00                            | 0.00                           | 36,509,583.46    | 0.00                      | 211,280,433.66         | 0.00                               | 1,262,982.88 |
| FmEx   |           | 0.00                      | 0.00   | 0.00                    | 0.00                | 0.00   | 0.00        | 0.00          | 0.00                | 0.00                        | 0.00                       | 0.00                            | 0.00                           | 0.00             | 0.00                        | 0.00                       | 0.00                            | 0.00                           | 0.00             | 0.00                      | 0.00                   | 0.00                               |              |
| CO   |           | 0.00                      | 0.00   | 0.00                    | 0.00                | 0.00   | 0.00        | 0.00          | 0.00                | 0.00                        | 0.00                       | 0.00                            | 0.00                           | 0.00             | 0.00                        | 0.00                       | 0.00                            | 0.00                           | 0.00             | 0.00                      | 0.00                   | 0.00                               |              |
| <b>IV. Reversion of the Unobligated Allotments charged against R.A. Nos. 11465 and 11494</b> |           | 0.00                      | 0.00   | 0.00                    | 0.00                | 0.00   | 0.00        | 0.00          | 0.00                | 0.00                        | 0.00                       | 0.00                            | 0.00                           | 0.00             | 0.00                        | 0.00                       | 0.00                            | 0.00                           | 0.00             | 0.00                      | 0.00                   | 0.00                               |              |
| <b>GRAND TOTAL</b>   |           | 498,494,000.00            | 0.00   | 498,494,000.00          | 498,494,000.00      | 0.00   | 0.00        | 0.00          | 498,494,000.00      | 94,288,912.86               | 124,723,731.75             | 0.00                            | 0.00                           | 219,012,644.71   | 89,953,153.93               | 119,760,544.44             | 0.00                            | 0.00                           | 209,713,698.37   | 0.00                      | 271,481,355.29         | 0.00                               | 9,298,946.34 |
| PS   |           | 241,441,000.00            | 0.00   | 241,441,000.00          | 241,441,000.00      | 0.00   | 0.00        | 0.00          | 241,441,000.00      | 78,995,539.53               | 102,244,538.84             | 0.00                            | 0.00                           | 181,240,078.37   | 77,451,403.82               | 95,752,711.09              | 0.00                            | 0.00                           | 173,204,114.91   | 0.00                      | 60,200,921.63          | 0.00                               | 8,035,963.46 |
| MOOE   |           | 249,053,000.00            | 0.00   | 249,053,000.00          | 249,053,000.00      | 0.00   | 0.00        | 0.00          | 249,053,000.00      | 15,293,373.43               | 22,479,192.91              | 0.00                            | 0.00                           | 37,772,566.34    | 12,501,750.11               | 24,007,833.35              | 0.00                            | 0.00                           | 36,509,583.46    | 0.00                      | 211,280,433.66         | 0.00                               | 1,262,982.88 |

Certified Correct:  
  
 MARLYN T. DEL PILAR  
 Officer-in-Charge, Budget Division  
 Date: July 10, 2024 02:03 PM

Certified Correct:  
  
 PAMELA L. LITA  
 Division Manager, Accounting Division  
 Date: July 10, 2024 02:03 PM

Approved By:  
  
 REYNALDO A. REGALADO  
 Insurance Commissioner  
 Date: July 11, 2024 02:37 PM


**STATEMENT OF APPROPRIATIONS, ALLOTMENTS, OBLIGATIONS, DISBURSEMENTS AND BALANCES**  
As at the Quarter Ending March 31, 2024

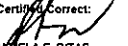
Department : Department of Finance (DOF)  
 Agency/Entity : Insurance Commission  
 Operating Unit : < not applicable >  
 Organization Code (UACS) : 11 008 000000  
 Fund Cluster : 03 - Special Account - Locally Funded/Domestic Grants Fund

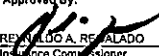
|   |                             |
|---|-----------------------------|
| X | Current Year Appropriations |
|   | Supplemental Appropriations |
|   | Continuing Appropriations   |

(e.g. UACS Fund Cluster: 01-Regular Agency Fund, 02-Foreign Assisted Projects Fund, 03-Special Account-Locally Funded/Domestic Grants Fund, and 04-Special Account-Foreign Assisted/Foreign Grants Fund)

| Particulars   | UACS CODE | Appropriations            |  |                         | Allotments            |  |             |               |                       | Current Year Obligations    |                            |                                 |                                |                      | Current Year Disbursements  |                            |                                 |                                |                      | Balances                  |                        |                                    |                     |
|---|-----------|---------------------------|--|-------------------------|-----------------------|--|-------------|---------------|-----------------------|-----------------------------|----------------------------|---------------------------------|--------------------------------|----------------------|-----------------------------|----------------------------|---------------------------------|--------------------------------|----------------------|---------------------------|------------------------|------------------------------------|---------------------|
|   |           | Authorized Appropriations | Adjustments (Transfer To/From, Modifications/ Augmentations) | Adjusted Appropriations | Allotments Received   | Adjustments (Reductions, Modifications/ Augmentations) | Transfer To | Transfer From | Adjusted Allotments   | 1st Quarter Ending March 31 | 2nd Quarter Ending June 30 | 3rd Quarter Ending September 30 | 4th Quarter Ending December 31 | Total                | 1st Quarter Ending March 31 | 2nd Quarter Ending June 30 | 3rd Quarter Ending September 30 | 4th Quarter Ending December 31 | Total                | Unreleased Appropriations | Unobligated Allotments | Unpaid Obligations (15-20)+(23+24) |                     |
|   |           | 3                         | 4  | 5=(3+4)                 | 6                     | 7  | 8           | 9             | 10=[(8)-(7)-(9)]      | 11                          | 12                         | 13                              | 14                             | 15=(11+12+13+14)     | 16                          | 17                         | 18                              | 19                             | 20=(16+17+18+19)     | 21                        | 22                     | 23                                 | 24                  |
| II. Automatic Appropriations  |           | 490,494,000.00            | 0.00   | 490,494,000.00          | 490,494,000.00        | 0.00   | 0.00        | 0.00          | 490,494,000.00        | 94,288,912.96               | 0.00                       | 0.00                            | 0.00                           | 94,288,912.96        | 89,953,153.93               | 0.00                       | 0.00                            | 0.00                           | 89,953,153.93        | 0.00                      | 396,205,087.04         | 0.00                               | 4,335,759.03        |
| Special Accounts In the General Fund  |           | 490,494,000.00            | 0.00   | 490,494,000.00          | 490,494,000.00        | 0.00   | 0.00        | 0.00          | 490,494,000.00        | 94,288,912.96               | 0.00                       | 0.00                            | 0.00                           | 94,288,912.96        | 89,953,153.93               | 0.00                       | 0.00                            | 0.00                           | 89,953,153.93        | 0.00                      | 396,205,087.04         | 0.00                               | 4,335,759.03        |
| Insurance Commission Fund   |           | 249,053,000.00            | 0.00   | 249,053,000.00          | 249,053,000.00        | 0.00   | 0.00        | 0.00          | 249,053,000.00        | 15,293,373.43               | 0.00                       | 0.00                            | 0.00                           | 15,293,373.43        | 12,501,750.11               | 0.00                       | 0.00                            | 0.00                           | 12,501,750.11        | 0.00                      | 233,759,626.57         | 0.00                               | 2,791,623.32        |
| MOOE  |           | 249,053,000.00            | 0.00   | 249,053,000.00          | 249,053,000.00        | 0.00   | 0.00        | 0.00          | 249,053,000.00        | 15,293,373.43               | 0.00                       | 0.00                            | 0.00                           | 15,293,373.43        | 12,501,750.11               | 0.00                       | 0.00                            | 0.00                           | 12,501,750.11        | 0.00                      | 233,759,626.57         | 0.00                               | 2,791,623.32        |
| Pre-Need Fund   |           | 241,441,000.00            | 0.00   | 241,441,000.00          | 241,441,000.00        | 0.00   | 0.00        | 0.00          | 241,441,000.00        | 78,995,539.53               | 0.00                       | 0.00                            | 0.00                           | 78,995,539.53        | 77,451,403.82               | 0.00                       | 0.00                            | 0.00                           | 77,451,403.82        | 0.00                      | 162,445,460.47         | 0.00                               | 1,544,135.71        |
| PS  |           | 241,441,000.00            | 0.00   | 241,441,000.00          | 241,441,000.00        | 0.00   | 0.00        | 0.00          | 241,441,000.00        | 78,995,539.53               | 0.00                       | 0.00                            | 0.00                           | 78,995,539.53        | 77,451,403.82               | 0.00                       | 0.00                            | 0.00                           | 77,451,403.82        | 0.00                      | 162,445,460.47         | 0.00                               | 1,544,135.71        |
| Sub-total II. Automatic Appropriations  |           | 490,494,000.00            | 0.00   | 490,494,000.00          | 490,494,000.00        | 0.00   | 0.00        | 0.00          | 490,494,000.00        | 94,288,912.96               | 0.00                       | 0.00                            | 0.00                           | 94,288,912.96        | 89,953,153.93               | 0.00                       | 0.00                            | 0.00                           | 89,953,153.93        | 0.00                      | 396,205,087.04         | 0.00                               | 4,335,759.03        |
| PS  |           | 241,441,000.00            | 0.00   | 241,441,000.00          | 241,441,000.00        | 0.00   | 0.00        | 0.00          | 241,441,000.00        | 78,995,539.53               | 0.00                       | 0.00                            | 0.00                           | 78,995,539.53        | 77,451,403.82               | 0.00                       | 0.00                            | 0.00                           | 77,451,403.82        | 0.00                      | 162,445,460.47         | 0.00                               | 1,544,135.71        |
| MOOE  |           | 249,053,000.00            | 0.00   | 249,053,000.00          | 249,053,000.00        | 0.00   | 0.00        | 0.00          | 249,053,000.00        | 15,293,373.43               | 0.00                       | 0.00                            | 0.00                           | 15,293,373.43        | 12,501,750.11               | 0.00                       | 0.00                            | 0.00                           | 12,501,750.11        | 0.00                      | 233,759,626.57         | 0.00                               | 2,791,623.32        |
| FinEx   |           | 0.00                      | 0.00   | 0.00                    | 0.00                  | 0.00   | 0.00        | 0.00          | 0.00                  | 0.00                        | 0.00                       | 0.00                            | 0.00                           | 0.00                 | 0.00                        | 0.00                       | 0.00                            | 0.00                           | 0.00                 | 0.00                      | 0.00                   | 0.00                               | 0.00                |
| CO  |           | 0.00                      | 0.00   | 0.00                    | 0.00                  | 0.00   | 0.00        | 0.00          | 0.00                  | 0.00                        | 0.00                       | 0.00                            | 0.00                           | 0.00                 | 0.00                        | 0.00                       | 0.00                            | 0.00                           | 0.00                 | 0.00                      | 0.00                   | 0.00                               | 0.00                |
| IV. Reversion of the Unobligated Allotments charged against R.A. Nos. 11465 and 11494 |           | 0.00                      | 0.00   | 0.00                    | 0.00                  | 0.00   | 0.00        | 0.00          | 0.00                  | 0.00                        | 0.00                       | 0.00                            | 0.00                           | 0.00                 | 0.00                        | 0.00                       | 0.00                            | 0.00                           | 0.00                 | 0.00                      | 0.00                   | 0.00                               | 0.00                |
| <b>GRAND TOTAL</b>  |           | <b>490,494,000.00</b>     | <b>0.00</b>  | <b>490,494,000.00</b>   | <b>490,494,000.00</b> | <b>0.00</b>  | <b>0.00</b> | <b>0.00</b>   | <b>490,494,000.00</b> | <b>94,288,912.96</b>        | <b>0.00</b>                | <b>0.00</b>                     | <b>0.00</b>                    | <b>94,288,912.96</b> | <b>89,953,153.93</b>        | <b>0.00</b>                | <b>0.00</b>                     | <b>0.00</b>                    | <b>89,953,153.93</b> | <b>0.00</b>               | <b>396,205,087.04</b>  | <b>0.00</b>                        | <b>4,335,759.03</b> |
| PS  |           | 241,441,000.00            | 0.00   | 241,441,000.00          | 241,441,000.00        | 0.00   | 0.00        | 0.00          | 241,441,000.00        | 78,995,539.53               | 0.00                       | 0.00                            | 0.00                           | 78,995,539.53        | 77,451,403.82               | 0.00                       | 0.00                            | 0.00                           | 77,451,403.82        | 0.00                      | 162,445,460.47         | 0.00                               | 1,544,135.71        |
| MOOE  |           | 249,053,000.00            | 0.00   | 249,053,000.00          | 249,053,000.00        | 0.00   | 0.00        | 0.00          | 249,053,000.00        | 15,293,373.43               | 0.00                       | 0.00                            | 0.00                           | 15,293,373.43        | 12,501,750.11               | 0.00                       | 0.00                            | 0.00                           | 12,501,750.11        | 0.00                      | 233,759,626.57         | 0.00                               | 2,791,623.32        |

Certified Correct:  
  
 MARILYN T. DEL PILAR  
 Office-in-Charge, Budget Division  
 Date: April 18, 2024 05:16 PM

Certified Correct:  
  
 PAMELA F. PITAG  
 Division Manager, Accounting Division  
 Date: April 18, 2024 05:16 PM

Approved By:  
  
 RENALDO A. REVILLADO  
 Insurance Commissioner  
 Date: April 19, 2024 03:09 PM