




**QUARTERLY REPORT OF REVENUE AND OTHER RECEIPTS**  
As at the Quarter Ending December 31, 2023

Department : Department of Finance (DOF)  
 Agency/Entity : Insurance Commission  
 Operating Unit : < not applicable >  
 Organization Code (UACS) : 11 008 0000000  
 Fund Cluster : 03 - Special Account - Locally Funded/Domestic Grants Fund

Classification/Sources of Revenue and Other Receipts	UACS CODE	REVENUE TARGET (Annual) per BESF	Actual Revenue and Other Receipts Collections					Cumulative Remittance/Deposits to Date			Variance		Remarks
			1st Quarter Ending March 31	2nd Quarter Ending June 30	3rd Quarter Ending September 30	4th Quarter Ending December 31	Total	Remittance to BTr	Deposited with AGDB	Total	Amount	%	
1	2	3	4	5	6	7	8=(4+5+6+7)	9	10	11=(9+10)	12=(8-3)	13=(12/3)	14
<b>Special Account - Locally Funded/Domestic Grants Fund</b>		<b>252,620,000.00</b>	<b>140,023,423.36</b>	<b>109,010,488.22</b>	<b>157,760,936.29</b>	<b>146,097,811.37</b>	<b>552,892,659.24</b>	<b>551,239,753.41</b>	<b>0.00</b>	<b>551,239,753.41</b>	<b>300,272,659.24</b>	<b>119 %</b>	
Revenue Collections		252,620,000.00	140,023,423.36	109,010,488.22	157,760,936.29	146,097,811.37	552,892,659.24	551,239,753.41	0.00	551,239,753.41	300,272,659.24	119 %	
Cash Revenue		252,620,000.00	140,023,423.36	109,010,488.22	157,760,936.29	146,097,811.37	552,892,659.24	551,239,753.41	0.00	551,239,753.41	300,272,659.24	119 %	
Non-Tax		252,620,000.00	140,023,423.36	109,010,488.22	157,760,936.29	146,097,811.37	552,892,659.24	551,239,753.41	0.00	551,239,753.41	300,272,659.24	119 %	
Registration Fees	4020102000	20,000,000.00	2,605,400.00	2,481,800.00	53,926,800.00	2,887,500.00	61,901,500.00	61,836,500.00	0.00	61,836,500.00	41,901,500.00	210 %	
Clearance Fees	4020104001	90,000,000.00	21,429,550.00	20,256,200.00	16,497,125.00	15,475,200.00	73,658,075.00	73,828,470.00	0.00	73,828,470.00	(16,341,925.00)	-18 %	
Certification Fees	4020104002	40,000,000.00	37,559,000.00	36,536,900.00	32,518,500.00	81,699,500.00	188,313,900.00	187,186,900.00	0.00	187,186,900.00	148,313,900.00	371 %	
Supervision and Regulation Enforcement Fees	4020107000	22,000,000.00	24,515,000.00	70,000.00	40,000.00	390,000.00	25,015,000.00	25,020,000.00	0.00	25,020,000.00	3,015,000.00	14 %	
Accreditation Fees	4020111001	1,200,000.00	305,000.00	122,500.00	100,000.00	1,267,500.00	1,795,000.00	1,757,500.00	0.00	1,757,500.00	595,000.00	50 %	
Filing Fees	4020113007	6,415,000.00	25,000.00	5,704,500.00	640,000.00	300,000.00	6,669,500.00	6,659,500.00	0.00	6,659,500.00	254,500.00	4 %	
Other Processing Fees	4020113099	6,000,000.00	3,365,000.00	2,762,000.00	2,386,000.00	3,446,000.00	11,959,000.00	11,989,000.00	0.00	11,989,000.00	5,959,000.00	99 %	
Fines and Penalties - Service Income	4020114000	6,500,000.00	7,993,257.28	4,117,136.22	10,216,496.29	6,908,546.37	29,235,436.16	28,270,891.16	0.00	28,270,891.16	22,735,436.16	350 %	
Other Service Income	4020199099	505,000.00	1,449,216.08	1,208,652.00	1,503,445.00	1,560,565.00	5,721,878.08	6,053,727.25	0.00	6,053,727.25	5,216,878.08	1,033 %	
Examination Fees	4020203000	60,000,000.00	40,762,000.00	35,743,000.00	39,924,500.00	32,163,000.00	148,592,500.00	148,586,100.00	0.00	148,586,100.00	88,592,500.00	148 %	
Miscellaneous Income	4060999000	0.00	15,000.00	7,800.00	8,070.00	0.00	30,870.00	51,165.00	0.00	51,165.00	30,870.00	0 %	
<b>GRAND TOTAL</b>		<b>252,620,000.00</b>	<b>140,023,423.36</b>	<b>109,010,488.22</b>	<b>157,760,936.29</b>	<b>146,097,811.37</b>	<b>552,892,659.24</b>	<b>551,239,753.41</b>	<b>0.00</b>	<b>551,239,753.41</b>	<b>300,272,659.24</b>	<b>119 %</b>	

Certified Correct:   
 MARILYN T. DEL PILAR  
 Officer-In-Charge, Budget Division  
 Date: January 26, 2024 02:40 PM

Certified Correct:   
 PAMELA F. PITAG  
 Division Manager, Accounting Division  
 Date: January 26, 2024 02:40 PM

Approved By:   
 REGINALDO A. REGALADO  
 Insurance Commissioner  
 Date: January 26, 2024 02:49 PM