

STATEMENT OF APPROPRIATIONS, ALLOTMENTS, OBLIGATIONS, DISBURSEMENTS AND BALANCES
As at the Quarter Ending June 30, 2023


Department : Department of Finance (DOF)
 Agency/Entity : Insurance Commission
 Operating Unit : < not applicable >
 Organization Code (UACS) : 11 008 0000000
 Fund Cluster : 03 - Special Account - Locally Funded/Domestic Grants Fund


X	Current Year Appropriations
	Supplemental Appropriations
	Continuing Appropriations

(e.g. UACS Fund Cluster: 01-Regular Agency Fund, 02-Foreign Assisted Projects Fund, 03-Special Account-Locally Funded/Domestic Grants Fund, and 04-Special Account-Foreign Assisted/Foreign Grants Fund)

Particulars	UACS CODE	Appropriations		Allotments			Current Year Obligations				Current Year Disbursements				Balances								
		Authorized Appropriations	Adjustments (Transfer To/From, Modifications/Augmentations)	Adjusted Appropriations	Allotments Received	Adjustments (Reductions, Modifications/Augmentations)	Transfer To	Transfer From	Adjusted Total Allotments	1st Quarter Ending March 31	2nd Quarter Ending June 30	3rd Quarter Ending September 30	4th Quarter Ending December 31	Total	1st Quarter Ending March 31	2nd Quarter Ending June 30	3rd Quarter Ending September 30	4th Quarter Ending December 31	Total	Unreleased Appropriations	Unobligated Allotments	Unpaid Obligations(15-20)=(23+24)	
																						Due and Demandable	Not Yet Due and Demandable
1	2	3	4	5=(3+4)	6	7	8	9	10=[(6+(-)-7)+8+9]	11	12	13	14	15=(11+12+13+14)	16	17	18	19	20=(16+17+18+19)	21	22	23	24
II. Automatic Appropriations		485,103,000.00	0.00	485,103,000.00	485,103,000.00	0.00	0.00	0.00	485,103,000.00	92,351,866.33	86,686,526.96	0.00	0.00	179,038,393.29	79,503,458.03	92,642,975.01	0.00	0.00	172,146,433.04	0.00	306,064,606.71	0.00	6,891,960.25
Special Accounts in the General Fund		485,103,000.00	0.00	485,103,000.00	485,103,000.00	0.00	0.00	0.00	485,103,000.00	92,351,866.33	86,686,526.96	0.00	0.00	179,038,393.29	79,503,458.03	92,642,975.01	0.00	0.00	172,146,433.04	0.00	306,064,606.71	0.00	6,891,960.25
Insurance Commission Fund		259,885,000.00	0.00	259,885,000.00	259,885,000.00	0.00	0.00	0.00	259,885,000.00	38,770,770.62	20,600,818.49	0.00	0.00	59,371,589.11	31,550,051.14	26,956,171.53	0.00	0.00	58,506,222.67	0.00	200,513,410.89	0.00	865,366.44
MOOE		249,053,000.00	0.00	249,053,000.00	249,053,000.00	0.00	0.00	0.00	249,053,000.00	38,770,770.62	20,600,818.49	0.00	0.00	59,371,589.11	31,550,051.14	26,956,171.53	0.00	0.00	58,506,222.67	0.00	189,681,410.89	0.00	865,366.44
CO		10,832,000.00	0.00	10,832,000.00	10,832,000.00	0.00	0.00	0.00	10,832,000.00	0.00	0.00	0.00	0.00	0.00	0.00	0.00	0.00	0.00	0.00	0.00	10,832,000.00	0.00	0.00
Pre-Need Fund		225,218,000.00	0.00	225,218,000.00	225,218,000.00	0.00	0.00	0.00	225,218,000.00	53,581,095.71	66,085,708.47	0.00	0.00	119,666,804.18	47,953,406.89	65,686,803.48	0.00	0.00	113,640,210.37	0.00	105,551,195.82	0.00	6,026,593.81
PS		225,218,000.00	0.00	225,218,000.00	225,218,000.00	0.00	0.00	0.00	225,218,000.00	53,581,095.71	66,085,708.47	0.00	0.00	119,666,804.18	47,953,406.89	65,686,803.48	0.00	0.00	113,640,210.37	0.00	105,551,195.82	0.00	6,026,593.81
Sub-total II. Automatic Appropriations		485,103,000.00	0.00	485,103,000.00	485,103,000.00	0.00	0.00	0.00	485,103,000.00	92,351,866.33	86,686,526.96	0.00	0.00	179,038,393.29	79,503,458.03	92,642,975.01	0.00	0.00	172,146,433.04	0.00	306,064,606.71	0.00	6,891,960.25
PS		225,218,000.00	0.00	225,218,000.00	225,218,000.00	0.00	0.00	0.00	225,218,000.00	53,581,095.71	66,085,708.47	0.00	0.00	119,666,804.18	47,953,406.89	65,686,803.48	0.00	0.00	113,640,210.37	0.00	105,551,195.82	0.00	6,026,593.81
MOOE		249,053,000.00	0.00	249,053,000.00	249,053,000.00	0.00	0.00	0.00	249,053,000.00	38,770,770.62	20,600,818.49	0.00	0.00	59,371,589.11	31,550,051.14	26,956,171.53	0.00	0.00	58,506,222.67	0.00	189,681,410.89	0.00	865,366.44
FinEx		0.00	0.00	0.00	0.00	0.00	0.00	0.00	0.00	0.00	0.00	0.00	0.00	0.00	0.00	0.00	0.00	0.00	0.00	0.00	0.00	0.00	0.00
CO		10,832,000.00	0.00	10,832,000.00	10,832,000.00	0.00	0.00	0.00	10,832,000.00	0.00	0.00	0.00	0.00	0.00	0.00	0.00	0.00	0.00	0.00	0.00	10,832,000.00	0.00	0.00
IV. Reversion of the Unobligated Allotments charged against R.A. Nos. 11465 and 11494		0.00	0.00	0.00	0.00	0.00	0.00	0.00	0.00	0.00	0.00	0.00	0.00	0.00	0.00	0.00	0.00	0.00	0.00	0.00	0.00	0.00	0.00
GRAND TOTAL		485,103,000.00	0.00	485,103,000.00	485,103,000.00	0.00	0.00	0.00	485,103,000.00	92,351,866.33	86,686,526.96	0.00	0.00	179,038,393.29	79,503,458.03	92,642,975.01	0.00	0.00	172,146,433.04	0.00	306,064,606.71	0.00	6,891,960.25
PS		225,218,000.00	0.00	225,218,000.00	225,218,000.00	0.00	0.00	0.00	225,218,000.00	53,581,095.71	66,085,708.47	0.00	0.00	119,666,804.18	47,953,406.89	65,686,803.48	0.00	0.00	113,640,210.37	0.00	105,551,195.82	0.00	6,026,593.81
MOOE		249,053,000.00	0.00	249,053,000.00	249,053,000.00	0.00	0.00	0.00	249,053,000.00	38,770,770.62	20,600,818.49	0.00	0.00	59,371,589.11	31,550,051.14	26,956,171.53	0.00	0.00	58,506,222.67	0.00	189,681,410.89	0.00	865,366.44
CO		10,832,000.00	0.00	10,832,000.00	10,832,000.00	0.00	0.00	0.00	10,832,000.00	0.00	0.00	0.00	0.00	0.00	0.00	0.00	0.00	0.00	0.00	0.00	10,832,000.00	0.00	0.00


Note: The amount in the Disbursement column does not include payments made for prior year's obligation in the amount of P1,678,176.82 for Personal Services, P 6,671,315.48 for Maintenance and Other Operating Expenses and P14,509,963.23 for Capital Outlay.

Certified Correct:

 MARLYN T. DEL PILAR
 Officer-in-Charge, Budget Division
 Date: July 12, 2023 05:32 PM

Certified Correct:

 PAMELA F. PITAS
 Division Manager, Accounting Division
 Date: July 12, 2023 05:32 PM

Recommending Approval By:

 ERICKSON H. BALMES
 Deputy Insurance Commissioner
 Date: July 13, 2023 09:15 AM

Approved By:

 REYNALDO A. RIVALADO
 Insurance Commissioner
 Date: July 16, 2023 04:58 PM