


**MONTHLY REPORT OF DISBURSEMENTS**  
For the month of November 2022


Department : Department of Finance (DOF)  
 Agency/Entity : Insurance Commission  
 Operating Unit : < not applicable >  
 Organization Code (UACS) : 11 008 000000  
 Fund Cluster : 03 Special Account - Locally Funded/Domestic Grants Fund

| Particulars  | Current Year Budget  |                      |             |             |                      | Prior Year's Budget           |             |             |             |               |                                 |             |             |             |                  |             | SUB-TOTAL            | Trust Liabilities |             |             |               | Grand Total          |                      |             |             |                      | Remarks |      |      |
|--|----------------------|----------------------|-------------|-------------|----------------------|-------------------------------|-------------|-------------|-------------|---------------|---------------------------------|-------------|-------------|-------------|------------------|-------------|----------------------|-------------------|-------------|-------------|---------------|----------------------|----------------------|-------------|-------------|----------------------|---------|------|------|
|  | PS                   | MOOE                 | FinEx       | CO          | TOTAL                | Prior Year's Accounts Payable |             |             |             |               | Current Year's Accounts Payable |             |             |             |                  | TOTAL       |                      | PS                | MOOE        | CO          | TOTAL         | PS                   | MOOE                 | FinEx       | CO          | TOTAL                |         |      |      |
|  |                      |                      |             |             |                      | PS                            | MOOE        | FinEx       | CO          | Sub-Total     | PS                              | MOOE        | FinEx       | CO          | Sub-Total        |             |                      |                   |             |             |               |                      |                      |             |             |                      |         | PS   | MOOE |
| 1  | 2                    | 3                    | 4           | 5           | 6=(2+3+4+5)          | 7                             | 8           | 9           | 10          | 11=(7+8+9+10) | 12                              | 13          | 14          | 15          | 16=(12+13+14+15) | 17=(11+16)  | 18=(6+17)            | 19                | 20          | 21          | 22=(19+20+21) | 23                   | 24                   | 25          | 26          | 27=(23+24+25+26)     | 28      |      |      |
| CASH DISBURSEMENTS   | 22,150,528.85        | 12,462,968.62        | 0.00        | 0.00        | 34,613,497.47        | 0.00                          | 0.00        | 0.00        | 0.00        | 0.00          | 0.00                            | 0.00        | 0.00        | 0.00        | 0.00             | 0.00        | 34,613,497.47        | 0.00              | 0.00        | 0.00        | 0.00          | 22,150,528.85        | 12,462,968.62        | 0.00        | 0.00        | 34,613,497.47        |         |      |      |
| Notice of Cash Allocation (NCA)  | 22,150,528.85        | 12,462,968.62        | 0.00        | 0.00        | 34,613,497.47        | 0.00                          | 0.00        | 0.00        | 0.00        | 0.00          | 0.00                            | 0.00        | 0.00        | 0.00        | 0.00             | 0.00        | 34,613,497.47        | 0.00              | 0.00        | 0.00        | 0.00          | 22,150,528.85        | 12,462,968.62        | 0.00        | 0.00        | 34,613,497.47        |         |      |      |
| MDS Checks Issued  | 20,906,013.68        | 11,679,168.46        | 0.00        | 0.00        | 32,585,182.14        | 0.00                          | 0.00        | 0.00        | 0.00        | 0.00          | 0.00                            | 0.00        | 0.00        | 0.00        | 0.00             | 0.00        | 32,585,182.14        | 0.00              | 0.00        | 0.00        | 0.00          | 20,906,013.68        | 11,679,168.46        | 0.00        | 0.00        | 32,585,182.14        |         |      |      |
| Advice to Debit Account  | 1,244,515.17         | 783,800.16           | 0.00        | 0.00        | 2,028,315.33         | 0.00                          | 0.00        | 0.00        | 0.00        | 0.00          | 0.00                            | 0.00        | 0.00        | 0.00        | 0.00             | 0.00        | 2,028,315.33         | 0.00              | 0.00        | 0.00        | 0.00          | 1,244,515.17         | 783,800.16           | 0.00        | 0.00        | 2,028,315.33         |         |      |      |
| Notice of Transfer Allocations (NTA)   | 0.00                 | 0.00                 | 0.00        | 0.00        | 0.00                 | 0.00                          | 0.00        | 0.00        | 0.00        | 0.00          | 0.00                            | 0.00        | 0.00        | 0.00        | 0.00             | 0.00        | 0.00                 | 0.00              | 0.00        | 0.00        | 0.00          | 0.00                 | 0.00                 | 0.00        | 0.00        | 0.00                 |         |      |      |
| MDS Checks Issued  | 0.00                 | 0.00                 | 0.00        | 0.00        | 0.00                 | 0.00                          | 0.00        | 0.00        | 0.00        | 0.00          | 0.00                            | 0.00        | 0.00        | 0.00        | 0.00             | 0.00        | 0.00                 | 0.00              | 0.00        | 0.00        | 0.00          | 0.00                 | 0.00                 | 0.00        | 0.00        | 0.00                 | 0.00    |      |      |
| Advice to Debit Account  | 0.00                 | 0.00                 | 0.00        | 0.00        | 0.00                 | 0.00                          | 0.00        | 0.00        | 0.00        | 0.00          | 0.00                            | 0.00        | 0.00        | 0.00        | 0.00             | 0.00        | 0.00                 | 0.00              | 0.00        | 0.00        | 0.00          | 0.00                 | 0.00                 | 0.00        | 0.00        | 0.00                 | 0.00    |      |      |
| Working Fund for FAPs  | 0.00                 | 0.00                 | 0.00        | 0.00        | 0.00                 | 0.00                          | 0.00        | 0.00        | 0.00        | 0.00          | 0.00                            | 0.00        | 0.00        | 0.00        | 0.00             | 0.00        | 0.00                 | 0.00              | 0.00        | 0.00        | 0.00          | 0.00                 | 0.00                 | 0.00        | 0.00        | 0.00                 | 0.00    | 0.00 |      |
| Cash Disbursement Ceiling (CDC)  | 0.00                 | 0.00                 | 0.00        | 0.00        | 0.00                 | 0.00                          | 0.00        | 0.00        | 0.00        | 0.00          | 0.00                            | 0.00        | 0.00        | 0.00        | 0.00             | 0.00        | 0.00                 | 0.00              | 0.00        | 0.00        | 0.00          | 0.00                 | 0.00                 | 0.00        | 0.00        | 0.00                 | 0.00    | 0.00 |      |
| <b>TOTAL CASH DISBURSEMENTS</b>  | <b>22,150,528.85</b> | <b>12,462,968.62</b> | <b>0.00</b> | <b>0.00</b> | <b>34,613,497.47</b> | <b>0.00</b>                   | <b>0.00</b> | <b>0.00</b> | <b>0.00</b> | <b>0.00</b>   | <b>0.00</b>                     | <b>0.00</b> | <b>0.00</b> | <b>0.00</b> | <b>0.00</b>      | <b>0.00</b> | <b>34,613,497.47</b> | <b>0.00</b>       | <b>0.00</b> | <b>0.00</b> | <b>0.00</b>   | <b>22,150,528.85</b> | <b>12,462,968.62</b> | <b>0.00</b> | <b>0.00</b> | <b>34,613,497.47</b> |         |      |      |
| NON-CASH DISBURSEMENTS   | 5,065,784.44         | 693,027.48           | 0.00        | 0.00        | 5,758,811.92         | 0.00                          | 0.00        | 0.00        | 0.00        | 0.00          | 0.00                            | 0.00        | 0.00        | 0.00        | 0.00             | 0.00        | 5,758,811.92         | 0.00              | 0.00        | 0.00        | 0.00          | 5,065,784.44         | 693,027.48           | 0.00        | 0.00        | 5,758,811.92         |         |      |      |
| Tax Remittance Advices Issued (TRA)  | 5,065,784.44         | 693,027.48           | 0.00        | 0.00        | 5,758,811.92         | 0.00                          | 0.00        | 0.00        | 0.00        | 0.00          | 0.00                            | 0.00        | 0.00        | 0.00        | 0.00             | 0.00        | 5,758,811.92         | 0.00              | 0.00        | 0.00        | 0.00          | 5,065,784.44         | 693,027.48           | 0.00        | 0.00        | 5,758,811.92         |         |      |      |
| Non-Cash Availment Authority (NCAA)  | 0.00                 | 0.00                 | 0.00        | 0.00        | 0.00                 | 0.00                          | 0.00        | 0.00        | 0.00        | 0.00          | 0.00                            | 0.00        | 0.00        | 0.00        | 0.00             | 0.00        | 0.00                 | 0.00              | 0.00        | 0.00        | 0.00          | 0.00                 | 0.00                 | 0.00        | 0.00        | 0.00                 | 0.00    |      |      |
| Disbursements effected through outright deductions from claims (please specify...) | 0.00                 | 0.00                 | 0.00        | 0.00        | 0.00                 | 0.00                          | 0.00        | 0.00        | 0.00        | 0.00          | 0.00                            | 0.00        | 0.00        | 0.00        | 0.00             | 0.00        | 0.00                 | 0.00              | 0.00        | 0.00        | 0.00          | 0.00                 | 0.00                 | 0.00        | 0.00        | 0.00                 | 0.00    | 0.00 |      |
| Overpayment of expenses(e.g. personnel benefits)                                   | 0.00                 | 0.00                 | 0.00        | 0.00        | 0.00                 | 0.00                          | 0.00        | 0.00        | 0.00        | 0.00          | 0.00                            | 0.00        | 0.00        | 0.00        | 0.00             | 0.00        | 0.00                 | 0.00              | 0.00        | 0.00        | 0.00          | 0.00                 | 0.00                 | 0.00        | 0.00        | 0.00                 | 0.00    | 0.00 |      |
| Restitution for loss of government property  | 0.00                 | 0.00                 | 0.00        | 0.00        | 0.00                 | 0.00                          | 0.00        | 0.00        | 0.00        | 0.00          | 0.00                            | 0.00        | 0.00        | 0.00        | 0.00             | 0.00        | 0.00                 | 0.00              | 0.00        | 0.00        | 0.00          | 0.00                 | 0.00                 | 0.00        | 0.00        | 0.00                 | 0.00    | 0.00 |      |
| Liquidated damages and similar claims  | 0.00                 | 0.00                 | 0.00        | 0.00        | 0.00                 | 0.00                          | 0.00        | 0.00        | 0.00        | 0.00          | 0.00                            | 0.00        | 0.00        | 0.00        | 0.00             | 0.00        | 0.00                 | 0.00              | 0.00        | 0.00        | 0.00          | 0.00                 | 0.00                 | 0.00        | 0.00        | 0.00                 | 0.00    | 0.00 |      |
| Others(TEF, BTr-Documentary Stamp Tax, etc.)                                       | 0.00                 | 0.00                 | 0.00        | 0.00        | 0.00                 | 0.00                          | 0.00        | 0.00        | 0.00        | 0.00          | 0.00                            | 0.00        | 0.00        | 0.00        | 0.00             | 0.00        | 0.00                 | 0.00              | 0.00        | 0.00        | 0.00          | 0.00                 | 0.00                 | 0.00        | 0.00        | 0.00                 | 0.00    | 0.00 |      |
| <b>TOTAL NON-CASH DISBURSEMENTS</b>  | <b>5,065,784.44</b>  | <b>693,027.48</b>    | <b>0.00</b> | <b>0.00</b> | <b>5,758,811.92</b>  | <b>0.00</b>                   | <b>0.00</b> | <b>0.00</b> | <b>0.00</b> | <b>0.00</b>   | <b>0.00</b>                     | <b>0.00</b> | <b>0.00</b> | <b>0.00</b> | <b>0.00</b>      | <b>0.00</b> | <b>5,758,811.92</b>  | <b>0.00</b>       | <b>0.00</b> | <b>0.00</b> | <b>0.00</b>   | <b>5,065,784.44</b>  | <b>693,027.48</b>    | <b>0.00</b> | <b>0.00</b> | <b>5,758,811.92</b>  |         |      |      |
| <b>GRAND TOTAL</b>   | <b>27,216,313.29</b> | <b>13,155,996.10</b> | <b>0.00</b> | <b>0.00</b> | <b>40,372,309.39</b> | <b>0.00</b>                   | <b>0.00</b> | <b>0.00</b> | <b>0.00</b> | <b>0.00</b>   | <b>0.00</b>                     | <b>0.00</b> | <b>0.00</b> | <b>0.00</b> | <b>0.00</b>      | <b>0.00</b> | <b>40,372,309.39</b> | <b>0.00</b>       | <b>0.00</b> | <b>0.00</b> | <b>0.00</b>   | <b>27,216,313.29</b> | <b>13,155,996.10</b> | <b>0.00</b> | <b>0.00</b> | <b>40,372,309.39</b> |         |      |      |

Certified Correct:

  
**MARICEL V. ESCOBAR**  
 IC Accountant III  
 Date: 07-Dec-22

Approved By:


  
**PAMELA F. PITAS**  
 IC Division Manager  
 Date: 07-Dec-22

**MONTHLY REPORT OF DISBURSEMENTS**  
For the month of October 2022

Department Department of Finance (DOF)  
 Agency/Entity Insurance Commission  
 Operating Unit < not applicable >  
 Organization Code (UACS) 11 008 0000000  
 Fund Cluster 03 Special Account - Locally Funded/Domestic Grants Fund

| Particulars  | Current Year Budget  |                     |             |                   |                      | Prior Year's Budget           |             |             |             |               |                                 |             |             |             |                  |             | SUB-TOTAL   | Trust Liabilities |                      |             |             | Grand Total |             |             |                      |                     | Remarks     |                   |                      |
|--|----------------------|---------------------|-------------|-------------------|----------------------|-------------------------------|-------------|-------------|-------------|---------------|---------------------------------|-------------|-------------|-------------|------------------|-------------|-------------|-------------------|----------------------|-------------|-------------|-------------|-------------|-------------|----------------------|---------------------|-------------|-------------------|----------------------|
|  | PS                   | MOOE                | FinEx       | CO                | TOTAL                | Prior Year's Accounts Payable |             |             |             |               | Current Year's Accounts Payable |             |             |             |                  | PS          |             | MOOE              | CO                   | TOTAL       | PS          | MOOE        | FinEx       | CO          | TOTAL                |                     |             |                   |                      |
|  |                      |                     |             |                   |                      | 7                             | 8           | 9           | 10          | 11=(7+8+9+10) | 12                              | 13          | 14          | 15          | 16=(12+13+14+15) |             |             |                   |                      |             |             |             |             |             |                      | 17=(11+16)          |             | 18=(6+17)         | 19                   |
| CASH DISBURSEMENTS   | 15,840,913.08        | 5,057,451.65        | 0.00        | 894,958.37        | 21,793,323.10        | 0.00                          | 0.00        | 0.00        | 0.00        | 0.00          | 0.00                            | 0.00        | 0.00        | 0.00        | 0.00             | 0.00        | 0.00        | 0.00              | 21,793,323.10        | 0.00        | 0.00        | 0.00        | 0.00        | 0.00        | 15,840,913.08        | 5,057,451.65        | 0.00        | 894,958.37        | 21,793,323.10        |
| Notice of Cash Allocation (NCA)  | 15,840,913.08        | 5,057,451.65        | 0.00        | 894,958.37        | 21,793,323.10        | 0.00                          | 0.00        | 0.00        | 0.00        | 0.00          | 0.00                            | 0.00        | 0.00        | 0.00        | 0.00             | 0.00        | 0.00        | 0.00              | 21,793,323.10        | 0.00        | 0.00        | 0.00        | 0.00        | 0.00        | 15,840,913.08        | 5,057,451.65        | 0.00        | 894,958.37        | 21,793,323.10        |
| MDS Checks Issued  | 13,706,613.91        | 4,121,942.86        | 0.00        | 894,958.37        | 18,723,515.14        | 0.00                          | 0.00        | 0.00        | 0.00        | 0.00          | 0.00                            | 0.00        | 0.00        | 0.00        | 0.00             | 0.00        | 0.00        | 0.00              | 18,723,515.14        | 0.00        | 0.00        | 0.00        | 0.00        | 0.00        | 13,706,613.91        | 4,121,942.86        | 0.00        | 894,958.37        | 18,723,515.14        |
| Advice to Debit Account  | 2,134,299.17         | 935,508.79          | 0.00        | 0.00              | 3,069,807.96         | 0.00                          | 0.00        | 0.00        | 0.00        | 0.00          | 0.00                            | 0.00        | 0.00        | 0.00        | 0.00             | 0.00        | 0.00        | 0.00              | 3,069,807.96         | 0.00        | 0.00        | 0.00        | 0.00        | 0.00        | 2,134,299.17         | 935,508.79          | 0.00        | 0.00              | 3,069,807.96         |
| Notice of Transfer Allocations (NTA)   | 0.00                 | 0.00                | 0.00        | 0.00              | 0.00                 | 0.00                          | 0.00        | 0.00        | 0.00        | 0.00          | 0.00                            | 0.00        | 0.00        | 0.00        | 0.00             | 0.00        | 0.00        | 0.00              | 0.00                 | 0.00        | 0.00        | 0.00        | 0.00        | 0.00        | 0.00                 | 0.00                | 0.00        | 0.00              | 0.00                 |
| MDS Checks Issued  | 0.00                 | 0.00                | 0.00        | 0.00              | 0.00                 | 0.00                          | 0.00        | 0.00        | 0.00        | 0.00          | 0.00                            | 0.00        | 0.00        | 0.00        | 0.00             | 0.00        | 0.00        | 0.00              | 0.00                 | 0.00        | 0.00        | 0.00        | 0.00        | 0.00        | 0.00                 | 0.00                | 0.00        | 0.00              | 0.00                 |
| Advice to Debit Account  | 0.00                 | 0.00                | 0.00        | 0.00              | 0.00                 | 0.00                          | 0.00        | 0.00        | 0.00        | 0.00          | 0.00                            | 0.00        | 0.00        | 0.00        | 0.00             | 0.00        | 0.00        | 0.00              | 0.00                 | 0.00        | 0.00        | 0.00        | 0.00        | 0.00        | 0.00                 | 0.00                | 0.00        | 0.00              | 0.00                 |
| Working Fund for FAPs  | 0.00                 | 0.00                | 0.00        | 0.00              | 0.00                 | 0.00                          | 0.00        | 0.00        | 0.00        | 0.00          | 0.00                            | 0.00        | 0.00        | 0.00        | 0.00             | 0.00        | 0.00        | 0.00              | 0.00                 | 0.00        | 0.00        | 0.00        | 0.00        | 0.00        | 0.00                 | 0.00                | 0.00        | 0.00              | 0.00                 |
| Cash Disbursement Ceiling (CDC)  | 0.00                 | 0.00                | 0.00        | 0.00              | 0.00                 | 0.00                          | 0.00        | 0.00        | 0.00        | 0.00          | 0.00                            | 0.00        | 0.00        | 0.00        | 0.00             | 0.00        | 0.00        | 0.00              | 0.00                 | 0.00        | 0.00        | 0.00        | 0.00        | 0.00        | 0.00                 | 0.00                | 0.00        | 0.00              | 0.00                 |
| <b>TOTAL CASH DISBURSEMENTS</b>  | <b>15,840,913.08</b> | <b>5,057,451.65</b> | <b>0.00</b> | <b>894,958.37</b> | <b>21,793,323.10</b> | <b>0.00</b>                   | <b>0.00</b> | <b>0.00</b> | <b>0.00</b> | <b>0.00</b>   | <b>0.00</b>                     | <b>0.00</b> | <b>0.00</b> | <b>0.00</b> | <b>0.00</b>      | <b>0.00</b> | <b>0.00</b> | <b>0.00</b>       | <b>21,793,323.10</b> | <b>0.00</b> | <b>0.00</b> | <b>0.00</b> | <b>0.00</b> | <b>0.00</b> | <b>15,840,913.08</b> | <b>5,057,451.65</b> | <b>0.00</b> | <b>894,958.37</b> | <b>21,793,323.10</b> |
| NON-CASH DISBURSEMENTS   | 3,198,662.21         | 211,146.55          | 0.00        | 53,303.57         | 3,463,112.33         | 0.00                          | 0.00        | 0.00        | 0.00        | 0.00          | 0.00                            | 0.00        | 0.00        | 0.00        | 0.00             | 0.00        | 0.00        | 0.00              | 3,463,112.33         | 0.00        | 0.00        | 0.00        | 0.00        | 0.00        | 3,198,662.21         | 211,146.55          | 0.00        | 53,303.57         | 3,463,112.33         |
| Tax Remittance Advances Issued (TRA)   | 3,198,662.21         | 211,146.55          | 0.00        | 53,303.57         | 3,463,112.33         | 0.00                          | 0.00        | 0.00        | 0.00        | 0.00          | 0.00                            | 0.00        | 0.00        | 0.00        | 0.00             | 0.00        | 0.00        | 0.00              | 3,463,112.33         | 0.00        | 0.00        | 0.00        | 0.00        | 0.00        | 3,198,662.21         | 211,146.55          | 0.00        | 53,303.57         | 3,463,112.33         |
| Non-Cash Availment Authority (NCAA)  | 0.00                 | 0.00                | 0.00        | 0.00              | 0.00                 | 0.00                          | 0.00        | 0.00        | 0.00        | 0.00          | 0.00                            | 0.00        | 0.00        | 0.00        | 0.00             | 0.00        | 0.00        | 0.00              | 0.00                 | 0.00        | 0.00        | 0.00        | 0.00        | 0.00        | 0.00                 | 0.00                | 0.00        | 0.00              | 0.00                 |
| Disbursements effected through outright deductions from claims (please specify...) | 0.00                 | 0.00                | 0.00        | 0.00              | 0.00                 | 0.00                          | 0.00        | 0.00        | 0.00        | 0.00          | 0.00                            | 0.00        | 0.00        | 0.00        | 0.00             | 0.00        | 0.00        | 0.00              | 0.00                 | 0.00        | 0.00        | 0.00        | 0.00        | 0.00        | 0.00                 | 0.00                | 0.00        | 0.00              | 0.00                 |
| Overpayment of expenses(e.g. personal benefits)                                    | 0.00                 | 0.00                | 0.00        | 0.00              | 0.00                 | 0.00                          | 0.00        | 0.00        | 0.00        | 0.00          | 0.00                            | 0.00        | 0.00        | 0.00        | 0.00             | 0.00        | 0.00        | 0.00              | 0.00                 | 0.00        | 0.00        | 0.00        | 0.00        | 0.00        | 0.00                 | 0.00                | 0.00        | 0.00              | 0.00                 |
| Restitution for loss of government property  | 0.00                 | 0.00                | 0.00        | 0.00              | 0.00                 | 0.00                          | 0.00        | 0.00        | 0.00        | 0.00          | 0.00                            | 0.00        | 0.00        | 0.00        | 0.00             | 0.00        | 0.00        | 0.00              | 0.00                 | 0.00        | 0.00        | 0.00        | 0.00        | 0.00        | 0.00                 | 0.00                | 0.00        | 0.00              | 0.00                 |
| Liquidated damages and similar claims  | 0.00                 | 0.00                | 0.00        | 0.00              | 0.00                 | 0.00                          | 0.00        | 0.00        | 0.00        | 0.00          | 0.00                            | 0.00        | 0.00        | 0.00        | 0.00             | 0.00        | 0.00        | 0.00              | 0.00                 | 0.00        | 0.00        | 0.00        | 0.00        | 0.00        | 0.00                 | 0.00                | 0.00        | 0.00              | 0.00                 |
| Others(TEF, BTR-Documentary Stamp Tax, etc.)                                       | 0.00                 | 0.00                | 0.00        | 0.00              | 0.00                 | 0.00                          | 0.00        | 0.00        | 0.00        | 0.00          | 0.00                            | 0.00        | 0.00        | 0.00        | 0.00             | 0.00        | 0.00        | 0.00              | 0.00                 | 0.00        | 0.00        | 0.00        | 0.00        | 0.00        | 0.00                 | 0.00                | 0.00        | 0.00              | 0.00                 |
| <b>TOTAL NON-CASH DISBURSEMENTS</b>  | <b>3,198,662.21</b>  | <b>211,146.55</b>   | <b>0.00</b> | <b>53,303.57</b>  | <b>3,463,112.33</b>  | <b>0.00</b>                   | <b>0.00</b> | <b>0.00</b> | <b>0.00</b> | <b>0.00</b>   | <b>0.00</b>                     | <b>0.00</b> | <b>0.00</b> | <b>0.00</b> | <b>0.00</b>      | <b>0.00</b> | <b>0.00</b> | <b>0.00</b>       | <b>3,463,112.33</b>  | <b>0.00</b> | <b>0.00</b> | <b>0.00</b> | <b>0.00</b> | <b>0.00</b> | <b>3,198,662.21</b>  | <b>211,146.55</b>   | <b>0.00</b> | <b>53,303.57</b>  | <b>3,463,112.33</b>  |
| <b>GRAND TOTAL</b>   | <b>19,039,575.29</b> | <b>5,268,598.20</b> | <b>0.00</b> | <b>948,261.94</b> | <b>25,256,435.43</b> | <b>0.00</b>                   | <b>0.00</b> | <b>0.00</b> | <b>0.00</b> | <b>0.00</b>   | <b>0.00</b>                     | <b>0.00</b> | <b>0.00</b> | <b>0.00</b> | <b>0.00</b>      | <b>0.00</b> | <b>0.00</b> | <b>0.00</b>       | <b>25,256,435.43</b> | <b>0.00</b> | <b>0.00</b> | <b>0.00</b> | <b>0.00</b> | <b>0.00</b> | <b>19,039,575.29</b> | <b>5,268,598.20</b> | <b>0.00</b> | <b>948,261.94</b> | <b>25,256,435.43</b> |

Certified Correct:

  
**MARICEL V. ESCOBAR**  
 IC-Accountant III  
 Date: 10-Oct-22

Approved By:


  
**PAMELA F. PITÁS**  
 IC Division Manager  
 Date: 10-Oct-22

**MONTHLY REPORT OF DISBURSEMENTS**  
For the month of September 2022


Department: Department of Finance (DOF)  
 Agency/Entity: Insurance Commission  
 Operating Unit: < not applicable >  
 Organization Code (UACS): 11 008 000000  
 Fund Cluster: 03 Special Account - Locally Funded/Domestic Grants Fund

| Particulars  | Current Year Budget  |                     |             |                     |                      | Prior Year's Budget           |             |             |             |               |                                 |             |             |             |                  |             | SUB-TOTAL            | Trust Liabilities |             |             |               | Grand Total          |                     |             |                     |                      | Remarks |  |
|--|----------------------|---------------------|-------------|---------------------|----------------------|-------------------------------|-------------|-------------|-------------|---------------|---------------------------------|-------------|-------------|-------------|------------------|-------------|----------------------|-------------------|-------------|-------------|---------------|----------------------|---------------------|-------------|---------------------|----------------------|---------|--|
|  | PS                   | MOOE                | FinEx       | CO                  | TOTAL                | Prior Year's Accounts Payable |             |             |             |               | Current Year's Accounts Payable |             |             |             |                  | TOTAL       |                      | PS                | MOOE        | CO          | TOTAL         | PS                   | MOOE                | FinEx       | CO                  | TOTAL                |         |  |
|  |                      |                     |             |                     |                      | PS                            | MOOE        | FinEx       | CO          | Sub-Total     | PS                              | MOOE        | FinEx       | CO          | Sub-Total        |             |                      |                   |             |             |               |                      |                     |             |                     |                      |         |  |
| 1  | 2                    | 3                   | 4           | 5                   | 6=(2+3+4+5)          | 7                             | 8           | 9           | 10          | 11=(7+8+9+10) | 12                              | 13          | 14          | 15          | 16=(12+13+14+15) | 17=(11+16)  | 18=(6+17)            | 19                | 20          | 21          | 22=(19+20+21) | 23                   | 24                  | 25          | 26                  | 27=(23+24+25+26)     | 28      |  |
| CASH DISBURSEMENTS   | 20,367,915.69        | 5,350,552.77        | 0.00        | 9,266,250.00        | 34,984,718.46        | 0.00                          | 0.00        | 0.00        | 0.00        | 0.00          | 0.00                            | 0.00        | 0.00        | 0.00        | 0.00             | 0.00        | 34,984,718.46        | 0.00              | 0.00        | 0.00        | 0.00          | 20,367,915.69        | 5,350,552.77        | 0.00        | 9,266,250.00        | 34,984,718.46        |         |  |
| Notice of Cash Allocation (NCA)  | 20,367,915.69        | 5,350,552.77        | 0.00        | 9,266,250.00        | 34,984,718.46        | 0.00                          | 0.00        | 0.00        | 0.00        | 0.00          | 0.00                            | 0.00        | 0.00        | 0.00        | 0.00             | 0.00        | 34,984,718.46        | 0.00              | 0.00        | 0.00        | 0.00          | 20,367,915.69        | 5,350,552.77        | 0.00        | 9,266,250.00        | 34,984,718.46        |         |  |
| MDS Checks Issued  | 19,513,672.36        | 4,604,672.44        | 0.00        | 9,266,250.00        | 33,384,594.80        | 0.00                          | 0.00        | 0.00        | 0.00        | 0.00          | 0.00                            | 0.00        | 0.00        | 0.00        | 0.00             | 0.00        | 33,384,594.80        | 0.00              | 0.00        | 0.00        | 0.00          | 19,513,672.36        | 4,604,672.44        | 0.00        | 9,266,250.00        | 33,384,594.80        |         |  |
| Advice to Debit Account  | 854,243.33           | 745,880.33          | 0.00        | 0.00                | 1,600,123.66         | 0.00                          | 0.00        | 0.00        | 0.00        | 0.00          | 0.00                            | 0.00        | 0.00        | 0.00        | 0.00             | 0.00        | 1,600,123.66         | 0.00              | 0.00        | 0.00        | 0.00          | 854,243.33           | 745,880.33          | 0.00        | 0.00                | 1,600,123.66         |         |  |
| Notice of Transfer/Allocations (NTA)   | 0.00                 | 0.00                | 0.00        | 0.00                | 0.00                 | 0.00                          | 0.00        | 0.00        | 0.00        | 0.00          | 0.00                            | 0.00        | 0.00        | 0.00        | 0.00             | 0.00        | 0.00                 | 0.00              | 0.00        | 0.00        | 0.00          | 0.00                 | 0.00                | 0.00        | 0.00                | 0.00                 |         |  |
| MDS Checks Issued  | 0.00                 | 0.00                | 0.00        | 0.00                | 0.00                 | 0.00                          | 0.00        | 0.00        | 0.00        | 0.00          | 0.00                            | 0.00        | 0.00        | 0.00        | 0.00             | 0.00        | 0.00                 | 0.00              | 0.00        | 0.00        | 0.00          | 0.00                 | 0.00                | 0.00        | 0.00                | 0.00                 | 0.00    |  |
| Advice to Debit Account  | 0.00                 | 0.00                | 0.00        | 0.00                | 0.00                 | 0.00                          | 0.00        | 0.00        | 0.00        | 0.00          | 0.00                            | 0.00        | 0.00        | 0.00        | 0.00             | 0.00        | 0.00                 | 0.00              | 0.00        | 0.00        | 0.00          | 0.00                 | 0.00                | 0.00        | 0.00                | 0.00                 | 0.00    |  |
| Working Fund for FAPs  | 0.00                 | 0.00                | 0.00        | 0.00                | 0.00                 | 0.00                          | 0.00        | 0.00        | 0.00        | 0.00          | 0.00                            | 0.00        | 0.00        | 0.00        | 0.00             | 0.00        | 0.00                 | 0.00              | 0.00        | 0.00        | 0.00          | 0.00                 | 0.00                | 0.00        | 0.00                | 0.00                 | 0.00    |  |
| Cash Disbursement Ceiling (CDC)  | 0.00                 | 0.00                | 0.00        | 0.00                | 0.00                 | 0.00                          | 0.00        | 0.00        | 0.00        | 0.00          | 0.00                            | 0.00        | 0.00        | 0.00        | 0.00             | 0.00        | 0.00                 | 0.00              | 0.00        | 0.00        | 0.00          | 0.00                 | 0.00                | 0.00        | 0.00                | 0.00                 | 0.00    |  |
| <b>TOTAL CASH DISBURSEMENTS</b>  | <b>20,367,915.69</b> | <b>5,350,552.77</b> | <b>0.00</b> | <b>9,266,250.00</b> | <b>34,984,718.46</b> | <b>0.00</b>                   | <b>0.00</b> | <b>0.00</b> | <b>0.00</b> | <b>0.00</b>   | <b>0.00</b>                     | <b>0.00</b> | <b>0.00</b> | <b>0.00</b> | <b>0.00</b>      | <b>0.00</b> | <b>34,984,718.46</b> | <b>0.00</b>       | <b>0.00</b> | <b>0.00</b> | <b>0.00</b>   | <b>20,367,915.69</b> | <b>5,350,552.77</b> | <b>0.00</b> | <b>9,266,250.00</b> | <b>34,984,718.46</b> |         |  |
| NON-CASH DISBURSEMENTS   | 1,867,926.95         | 230,737.05          | 0.00        | 617,750.00          | 2,716,414.00         | 0.00                          | 0.00        | 0.00        | 0.00        | 0.00          | 0.00                            | 0.00        | 0.00        | 0.00        | 0.00             | 0.00        | 2,716,414.00         | 0.00              | 0.00        | 0.00        | 0.00          | 1,867,926.95         | 230,737.05          | 0.00        | 617,750.00          | 2,716,414.00         |         |  |
| Tax Remittance Advices Issued (TRA)  | 1,867,926.95         | 230,737.05          | 0.00        | 617,750.00          | 2,716,414.00         | 0.00                          | 0.00        | 0.00        | 0.00        | 0.00          | 0.00                            | 0.00        | 0.00        | 0.00        | 0.00             | 0.00        | 2,716,414.00         | 0.00              | 0.00        | 0.00        | 0.00          | 1,867,926.95         | 230,737.05          | 0.00        | 617,750.00          | 2,716,414.00         |         |  |
| Non-Cash Availment Authority (NCAA)  | 0.00                 | 0.00                | 0.00        | 0.00                | 0.00                 | 0.00                          | 0.00        | 0.00        | 0.00        | 0.00          | 0.00                            | 0.00        | 0.00        | 0.00        | 0.00             | 0.00        | 0.00                 | 0.00              | 0.00        | 0.00        | 0.00          | 0.00                 | 0.00                | 0.00        | 0.00                | 0.00                 | 0.00    |  |
| Disbursements effected through outright deductions from claims (please specify...) | 0.00                 | 0.00                | 0.00        | 0.00                | 0.00                 | 0.00                          | 0.00        | 0.00        | 0.00        | 0.00          | 0.00                            | 0.00        | 0.00        | 0.00        | 0.00             | 0.00        | 0.00                 | 0.00              | 0.00        | 0.00        | 0.00          | 0.00                 | 0.00                | 0.00        | 0.00                | 0.00                 | 0.00    |  |
| Overpayment of expenses(e.g. personnel benefits)                                   | 0.00                 | 0.00                | 0.00        | 0.00                | 0.00                 | 0.00                          | 0.00        | 0.00        | 0.00        | 0.00          | 0.00                            | 0.00        | 0.00        | 0.00        | 0.00             | 0.00        | 0.00                 | 0.00              | 0.00        | 0.00        | 0.00          | 0.00                 | 0.00                | 0.00        | 0.00                | 0.00                 | 0.00    |  |
| Restitution for loss of government property  | 0.00                 | 0.00                | 0.00        | 0.00                | 0.00                 | 0.00                          | 0.00        | 0.00        | 0.00        | 0.00          | 0.00                            | 0.00        | 0.00        | 0.00        | 0.00             | 0.00        | 0.00                 | 0.00              | 0.00        | 0.00        | 0.00          | 0.00                 | 0.00                | 0.00        | 0.00                | 0.00                 | 0.00    |  |
| Liquidated damages and similar claims  | 0.00                 | 0.00                | 0.00        | 0.00                | 0.00                 | 0.00                          | 0.00        | 0.00        | 0.00        | 0.00          | 0.00                            | 0.00        | 0.00        | 0.00        | 0.00             | 0.00        | 0.00                 | 0.00              | 0.00        | 0.00        | 0.00          | 0.00                 | 0.00                | 0.00        | 0.00                | 0.00                 | 0.00    |  |
| Unpaid 10% documentary stamp (Tax, etc.)   | 0.00                 | 0.00                | 0.00        | 0.00                | 0.00                 | 0.00                          | 0.00        | 0.00        | 0.00        | 0.00          | 0.00                            | 0.00        | 0.00        | 0.00        | 0.00             | 0.00        | 0.00                 | 0.00              | 0.00        | 0.00        | 0.00          | 0.00                 | 0.00                | 0.00        | 0.00                | 0.00                 | 0.00    |  |
| <b>TOTAL NON-CASH DISBURSEMENTS</b>  | <b>1,867,926.95</b>  | <b>230,737.05</b>   | <b>0.00</b> | <b>617,750.00</b>   | <b>2,716,414.00</b>  | <b>0.00</b>                   | <b>0.00</b> | <b>0.00</b> | <b>0.00</b> | <b>0.00</b>   | <b>0.00</b>                     | <b>0.00</b> | <b>0.00</b> | <b>0.00</b> | <b>0.00</b>      | <b>0.00</b> | <b>2,716,414.00</b>  | <b>0.00</b>       | <b>0.00</b> | <b>0.00</b> | <b>0.00</b>   | <b>1,867,926.95</b>  | <b>230,737.05</b>   | <b>0.00</b> | <b>617,750.00</b>   | <b>2,716,414.00</b>  |         |  |
| <b>GRAND TOTAL</b>   | <b>22,235,842.64</b> | <b>5,581,289.82</b> | <b>0.00</b> | <b>9,884,000.00</b> | <b>37,701,132.46</b> | <b>0.00</b>                   | <b>0.00</b> | <b>0.00</b> | <b>0.00</b> | <b>0.00</b>   | <b>0.00</b>                     | <b>0.00</b> | <b>0.00</b> | <b>0.00</b> | <b>0.00</b>      | <b>0.00</b> | <b>37,701,132.46</b> | <b>0.00</b>       | <b>0.00</b> | <b>0.00</b> | <b>0.00</b>   | <b>22,235,842.64</b> | <b>5,581,289.82</b> | <b>0.00</b> | <b>9,884,000.00</b> | <b>37,701,132.46</b> |         |  |

Certified Correct:

  
**MARICEL V. ESCOBAR**  
 IC Accountant III  
 Date: 7-Oct-22

Approved By:


  
**PAMELA F. PITÁS**  
 IC Division Manager  
 Date: 7-Oct-22

**MONTHLY REPORT OF DISBURSEMENTS**  
For the month of August 2022

Department: Department of Finance (DOF)  
 Agency/Entity: Insurance Commission  
 Operating Unit: < not applicable >  
 Organization Code (UACS): 11 008 000000  
 Fund Cluster: 03 Special Account - Locally Funded/Domestic Grants Fund

| Particulars  | Current Year Budget |              |       |              |                      | Prior Year's Budget           |      |      |      |               |                                 |      |      |      |                  |            | Trust Liabilities      |      |      |      |                        | Grand Total   |              |       |              |                           | Remarks |      |      |    |
|--|---------------------|--------------|-------|--------------|----------------------|-------------------------------|------|------|------|---------------|---------------------------------|------|------|------|------------------|------------|------------------------|------|------|------|------------------------|---------------|--------------|-------|--------------|---------------------------|---------|------|------|----|
|  | PS                  | MOOE         | FinEx | CO           | TOTAL<br>6=(2+3+4+5) | Prior Year's Accounts Payable |      |      |      |               | Current Year's Accounts Payable |      |      |      |                  |            | SUB-TOTAL<br>18=(6+17) | PS   | MOOE | CO   | TOTAL<br>22=(19+20+21) | PS            | MOOE         | FinEx | CO           | TOTAL<br>27=(23+24+25+26) |         |      |      |    |
|  |                     |              |       |              |                      | 7                             | 8    | 9    | 10   | 11=(7+8+9+10) | 12                              | 13   | 14   | 15   | 16=(12+13+14+15) | 17=(11+16) |                        |      |      |      |                        |               |              |       |              |                           |         | 19   | 20   | 21 |
| CASH DISBURSEMENTS   | 18,928,014.27       | 9,147,488.92 | 0.00  | 5,559,750.00 | 33,635,253.19        | 0.00                          | 0.00 | 0.00 | 0.00 | 0.00          | 0.00                            | 0.00 | 0.00 | 0.00 | 0.00             | 0.00       | 33,635,253.19          | 0.00 | 0.00 | 0.00 | 0.00                   | 18,928,014.27 | 9,147,488.92 | 0.00  | 5,559,750.00 | 33,635,253.19             |         |      |      |    |
| Notice of Cash Allocation (NCA)  | 18,928,014.27       | 9,147,488.92 | 0.00  | 5,559,750.00 | 33,635,253.19        | 0.00                          | 0.00 | 0.00 | 0.00 | 0.00          | 0.00                            | 0.00 | 0.00 | 0.00 | 0.00             | 0.00       | 33,635,253.19          | 0.00 | 0.00 | 0.00 | 0.00                   | 18,928,014.27 | 9,147,488.92 | 0.00  | 5,559,750.00 | 33,635,253.19             |         |      |      |    |
| MDS Checks Issued  | 18,057,689.85       | 8,127,691.36 | 0.00  | 5,559,750.00 | 31,745,131.21        | 0.00                          | 0.00 | 0.00 | 0.00 | 0.00          | 0.00                            | 0.00 | 0.00 | 0.00 | 0.00             | 0.00       | 31,745,131.21          | 0.00 | 0.00 | 0.00 | 0.00                   | 18,057,689.85 | 8,127,691.36 | 0.00  | 5,559,750.00 | 31,745,131.21             |         |      |      |    |
| Advice to Debit Account  | 870,324.42          | 1,019,797.56 | 0.00  | 0.00         | 1,890,121.98         | 0.00                          | 0.00 | 0.00 | 0.00 | 0.00          | 0.00                            | 0.00 | 0.00 | 0.00 | 0.00             | 0.00       | 1,890,121.98           | 0.00 | 0.00 | 0.00 | 0.00                   | 870,324.42    | 1,019,797.56 | 0.00  | 0.00         | 1,890,121.98              |         |      |      |    |
| Notice of Transfer Allocations (NTA)   | 0.00                | 0.00         | 0.00  | 0.00         | 0.00                 | 0.00                          | 0.00 | 0.00 | 0.00 | 0.00          | 0.00                            | 0.00 | 0.00 | 0.00 | 0.00             | 0.00       | 0.00                   | 0.00 | 0.00 | 0.00 | 0.00                   | 0.00          | 0.00         | 0.00  | 0.00         | 0.00                      | 0.00    |      |      |    |
| MDS Checks Issued  | 0.00                | 0.00         | 0.00  | 0.00         | 0.00                 | 0.00                          | 0.00 | 0.00 | 0.00 | 0.00          | 0.00                            | 0.00 | 0.00 | 0.00 | 0.00             | 0.00       | 0.00                   | 0.00 | 0.00 | 0.00 | 0.00                   | 0.00          | 0.00         | 0.00  | 0.00         | 0.00                      | 0.00    | 0.00 |      |    |
| Advice to Debit Account  | 0.00                | 0.00         | 0.00  | 0.00         | 0.00                 | 0.00                          | 0.00 | 0.00 | 0.00 | 0.00          | 0.00                            | 0.00 | 0.00 | 0.00 | 0.00             | 0.00       | 0.00                   | 0.00 | 0.00 | 0.00 | 0.00                   | 0.00          | 0.00         | 0.00  | 0.00         | 0.00                      | 0.00    | 0.00 |      |    |
| Working Fund for FAPs  | 0.00                | 0.00         | 0.00  | 0.00         | 0.00                 | 0.00                          | 0.00 | 0.00 | 0.00 | 0.00          | 0.00                            | 0.00 | 0.00 | 0.00 | 0.00             | 0.00       | 0.00                   | 0.00 | 0.00 | 0.00 | 0.00                   | 0.00          | 0.00         | 0.00  | 0.00         | 0.00                      | 0.00    | 0.00 |      |    |
| Cash Disbursement Ceiling (CDC)  | 0.00                | 0.00         | 0.00  | 0.00         | 0.00                 | 0.00                          | 0.00 | 0.00 | 0.00 | 0.00          | 0.00                            | 0.00 | 0.00 | 0.00 | 0.00             | 0.00       | 0.00                   | 0.00 | 0.00 | 0.00 | 0.00                   | 0.00          | 0.00         | 0.00  | 0.00         | 0.00                      | 0.00    | 0.00 |      |    |
| <b>TOTAL CASH DISBURSEMENTS</b>  | 18,928,014.27       | 9,147,488.92 | 0.00  | 5,559,750.00 | 33,635,253.19        | 0.00                          | 0.00 | 0.00 | 0.00 | 0.00          | 0.00                            | 0.00 | 0.00 | 0.00 | 0.00             | 0.00       | 33,635,253.19          | 0.00 | 0.00 | 0.00 | 0.00                   | 18,928,014.27 | 9,147,488.92 | 0.00  | 5,559,750.00 | 33,635,253.19             |         |      |      |    |
| NON-CASH DISBURSEMENTS   | 1,907,251.48        | 436,717.87   | 0.00  | 370,650.00   | 2,714,619.35         | 0.00                          | 0.00 | 0.00 | 0.00 | 0.00          | 0.00                            | 0.00 | 0.00 | 0.00 | 0.00             | 0.00       | 2,714,619.35           | 0.00 | 0.00 | 0.00 | 0.00                   | 1,907,251.48  | 436,717.87   | 0.00  | 370,650.00   | 2,714,619.35              |         |      |      |    |
| Tax Remittance Advices Issued (TRA)  | 1,907,251.48        | 436,717.87   | 0.00  | 370,650.00   | 2,714,619.35         | 0.00                          | 0.00 | 0.00 | 0.00 | 0.00          | 0.00                            | 0.00 | 0.00 | 0.00 | 0.00             | 0.00       | 2,714,619.35           | 0.00 | 0.00 | 0.00 | 0.00                   | 1,907,251.48  | 436,717.87   | 0.00  | 370,650.00   | 2,714,619.35              |         |      |      |    |
| Non-Cash Availment Authority (NCAA)  | 0.00                | 0.00         | 0.00  | 0.00         | 0.00                 | 0.00                          | 0.00 | 0.00 | 0.00 | 0.00          | 0.00                            | 0.00 | 0.00 | 0.00 | 0.00             | 0.00       | 0.00                   | 0.00 | 0.00 | 0.00 | 0.00                   | 0.00          | 0.00         | 0.00  | 0.00         | 0.00                      | 0.00    | 0.00 |      |    |
| Disbursements effected through outright deductions from claims (please specify...) | 0.00                | 0.00         | 0.00  | 0.00         | 0.00                 | 0.00                          | 0.00 | 0.00 | 0.00 | 0.00          | 0.00                            | 0.00 | 0.00 | 0.00 | 0.00             | 0.00       | 0.00                   | 0.00 | 0.00 | 0.00 | 0.00                   | 0.00          | 0.00         | 0.00  | 0.00         | 0.00                      | 0.00    | 0.00 |      |    |
| Overpayment of expenses(e.g. personnel benefits)                                   | 0.00                | 0.00         | 0.00  | 0.00         | 0.00                 | 0.00                          | 0.00 | 0.00 | 0.00 | 0.00          | 0.00                            | 0.00 | 0.00 | 0.00 | 0.00             | 0.00       | 0.00                   | 0.00 | 0.00 | 0.00 | 0.00                   | 0.00          | 0.00         | 0.00  | 0.00         | 0.00                      | 0.00    | 0.00 | 0.00 |    |
| Retention for fees or government property  | 0.00                | 0.00         | 0.00  | 0.00         | 0.00                 | 0.00                          | 0.00 | 0.00 | 0.00 | 0.00          | 0.00                            | 0.00 | 0.00 | 0.00 | 0.00             | 0.00       | 0.00                   | 0.00 | 0.00 | 0.00 | 0.00                   | 0.00          | 0.00         | 0.00  | 0.00         | 0.00                      | 0.00    | 0.00 | 0.00 |    |
| Liquidated damages and similar claims  | 0.00                | 0.00         | 0.00  | 0.00         | 0.00                 | 0.00                          | 0.00 | 0.00 | 0.00 | 0.00          | 0.00                            | 0.00 | 0.00 | 0.00 | 0.00             | 0.00       | 0.00                   | 0.00 | 0.00 | 0.00 | 0.00                   | 0.00          | 0.00         | 0.00  | 0.00         | 0.00                      | 0.00    | 0.00 | 0.00 |    |
| Unsettled claims (contingent liability stamp tax, etc.)                            | 0.00                | 0.00         | 0.00  | 0.00         | 0.00                 | 0.00                          | 0.00 | 0.00 | 0.00 | 0.00          | 0.00                            | 0.00 | 0.00 | 0.00 | 0.00             | 0.00       | 0.00                   | 0.00 | 0.00 | 0.00 | 0.00                   | 0.00          | 0.00         | 0.00  | 0.00         | 0.00                      | 0.00    | 0.00 | 0.00 |    |
| <b>TOTAL NON-CASH DISBURSEMENTS</b>  | 1,907,251.48        | 436,717.87   | 0.00  | 370,650.00   | 2,714,619.35         | 0.00                          | 0.00 | 0.00 | 0.00 | 0.00          | 0.00                            | 0.00 | 0.00 | 0.00 | 0.00             | 0.00       | 2,714,619.35           | 0.00 | 0.00 | 0.00 | 0.00                   | 1,907,251.48  | 436,717.87   | 0.00  | 370,650.00   | 2,714,619.35              |         |      |      |    |
| <b>GRAND TOTAL</b>   | 20,835,265.75       | 9,584,206.79 | 0.00  | 5,930,400.00 | 36,349,872.54        | 0.00                          | 0.00 | 0.00 | 0.00 | 0.00          | 0.00                            | 0.00 | 0.00 | 0.00 | 0.00             | 0.00       | 36,349,872.54          | 0.00 | 0.00 | 0.00 | 0.00                   | 20,835,265.75 | 9,584,206.79 | 0.00  | 5,930,400.00 | 36,349,872.54             |         |      |      |    |

Certified Correct:

  
**MARICEL V. ESCOBAR**  
 IC Accountant III  
 Date: 08 September 2022

Approved By:

  
**PAMELA F. PITAS**  
 Division Manager  
 Date: 08 September 2022

**MONTHLY REPORT OF DISBURSEMENTS**  
For the month of July 2022

Department: Department of Finance (DOF)  
 Agency/Entity: Insurance Commission  
 Operating Unit: < not applicable >  
 Organization Code (UACS): 11 008 000000  
 Fund Cluster: 03 Special Account - Locally Funded/Domestic Grants Fund

| Particulars  | Current Year Budget  |                      |             |             |                      | Prior Year's Budget           |             |             |             |               |                                 |             |             |             |                  |             | Trust Liabilities |             |             |                      | Grand Total |             |             |             |                      | Remarks              |             |             |                      |
|--|----------------------|----------------------|-------------|-------------|----------------------|-------------------------------|-------------|-------------|-------------|---------------|---------------------------------|-------------|-------------|-------------|------------------|-------------|-------------------|-------------|-------------|----------------------|-------------|-------------|-------------|-------------|----------------------|----------------------|-------------|-------------|----------------------|
|  | PS                   | MOOE                 | FinEx       | CO          | TOTAL                | Prior Year's Accounts Payable |             |             |             |               | Current Year's Accounts Payable |             |             |             |                  |             | PS                | MOOE        | CO          | TOTAL                | PS          | MOOE        | FinEx       | CO          | TOTAL                |                      |             |             |                      |
|  |                      |                      |             |             |                      | 7                             | 8           | 9           | 10          | 11=(7+8+9+10) | 12                              | 13          | 14          | 15          | 16=(12+13+14+15) | 17=(11+16)  |                   |             |             |                      |             |             |             |             |                      |                      | 18=(6+17)   | 19          | 20                   |
| CASH DISBURSEMENTS   | 10,469,717.40        | 12,378,465.24        | 0.00        | 0.00        | 22,848,182.64        | 0.00                          | 0.00        | 0.00        | 0.00        | 0.00          | 0.00                            | 0.00        | 0.00        | 0.00        | 0.00             | 0.00        | 0.00              | 0.00        | 0.00        | 22,848,182.64        | 0.00        | 0.00        | 0.00        | 0.00        | 10,469,717.40        | 12,378,465.24        | 0.00        | 0.00        | 22,848,182.64        |
| Notice of Cash Allocation (NCA)  | 10,469,717.40        | 12,378,465.24        | 0.00        | 0.00        | 22,848,182.64        | 0.00                          | 0.00        | 0.00        | 0.00        | 0.00          | 0.00                            | 0.00        | 0.00        | 0.00        | 0.00             | 0.00        | 0.00              | 0.00        | 0.00        | 22,848,182.64        | 0.00        | 0.00        | 0.00        | 0.00        | 10,469,717.40        | 12,378,465.24        | 0.00        | 0.00        | 22,848,182.64        |
| MDS Checks Issued  | 9,577,467.45         | 11,705,577.75        | 0.00        | 0.00        | 21,283,045.20        | 0.00                          | 0.00        | 0.00        | 0.00        | 0.00          | 0.00                            | 0.00        | 0.00        | 0.00        | 0.00             | 0.00        | 0.00              | 0.00        | 0.00        | 21,283,045.20        | 0.00        | 0.00        | 0.00        | 0.00        | 9,577,467.45         | 11,705,577.75        | 0.00        | 0.00        | 21,283,045.20        |
| Advice to Debt Account   | 892,249.95           | 672,887.49           | 0.00        | 0.00        | 1,565,137.44         | 0.00                          | 0.00        | 0.00        | 0.00        | 0.00          | 0.00                            | 0.00        | 0.00        | 0.00        | 0.00             | 0.00        | 0.00              | 0.00        | 0.00        | 1,565,137.44         | 0.00        | 0.00        | 0.00        | 0.00        | 892,249.95           | 672,887.49           | 0.00        | 0.00        | 1,565,137.44         |
| Notice of Transfer Allocations (NTA)   | 0.00                 | 0.00                 | 0.00        | 0.00        | 0.00                 | 0.00                          | 0.00        | 0.00        | 0.00        | 0.00          | 0.00                            | 0.00        | 0.00        | 0.00        | 0.00             | 0.00        | 0.00              | 0.00        | 0.00        | 0.00                 | 0.00        | 0.00        | 0.00        | 0.00        | 0.00                 | 0.00                 | 0.00        | 0.00        | 0.00                 |
| MDS Checks Issued  | 0.00                 | 0.00                 | 0.00        | 0.00        | 0.00                 | 0.00                          | 0.00        | 0.00        | 0.00        | 0.00          | 0.00                            | 0.00        | 0.00        | 0.00        | 0.00             | 0.00        | 0.00              | 0.00        | 0.00        | 0.00                 | 0.00        | 0.00        | 0.00        | 0.00        | 0.00                 | 0.00                 | 0.00        | 0.00        | 0.00                 |
| Advice to Debt Account   | 0.00                 | 0.00                 | 0.00        | 0.00        | 0.00                 | 0.00                          | 0.00        | 0.00        | 0.00        | 0.00          | 0.00                            | 0.00        | 0.00        | 0.00        | 0.00             | 0.00        | 0.00              | 0.00        | 0.00        | 0.00                 | 0.00        | 0.00        | 0.00        | 0.00        | 0.00                 | 0.00                 | 0.00        | 0.00        | 0.00                 |
| Working Fund for FAPs  | 0.00                 | 0.00                 | 0.00        | 0.00        | 0.00                 | 0.00                          | 0.00        | 0.00        | 0.00        | 0.00          | 0.00                            | 0.00        | 0.00        | 0.00        | 0.00             | 0.00        | 0.00              | 0.00        | 0.00        | 0.00                 | 0.00        | 0.00        | 0.00        | 0.00        | 0.00                 | 0.00                 | 0.00        | 0.00        | 0.00                 |
| Cash Disbursement Ceiling (CDC)  | 0.00                 | 0.00                 | 0.00        | 0.00        | 0.00                 | 0.00                          | 0.00        | 0.00        | 0.00        | 0.00          | 0.00                            | 0.00        | 0.00        | 0.00        | 0.00             | 0.00        | 0.00              | 0.00        | 0.00        | 0.00                 | 0.00        | 0.00        | 0.00        | 0.00        | 0.00                 | 0.00                 | 0.00        | 0.00        | 0.00                 |
| <b>TOTAL CASH DISBURSEMENTS</b>  | <b>10,469,717.40</b> | <b>12,378,465.24</b> | <b>0.00</b> | <b>0.00</b> | <b>22,848,182.64</b> | <b>0.00</b>                   | <b>0.00</b> | <b>0.00</b> | <b>0.00</b> | <b>0.00</b>   | <b>0.00</b>                     | <b>0.00</b> | <b>0.00</b> | <b>0.00</b> | <b>0.00</b>      | <b>0.00</b> | <b>0.00</b>       | <b>0.00</b> | <b>0.00</b> | <b>22,848,182.64</b> | <b>0.00</b> | <b>0.00</b> | <b>0.00</b> | <b>0.00</b> | <b>10,469,717.40</b> | <b>12,378,465.24</b> | <b>0.00</b> | <b>0.00</b> | <b>22,848,182.64</b> |
| NON-CASH DISBURSEMENTS   | 1,892,526.00         | 331,673.31           | 0.00        | 0.00        | 2,224,199.31         | 0.00                          | 0.00        | 0.00        | 0.00        | 0.00          | 0.00                            | 0.00        | 0.00        | 0.00        | 0.00             | 0.00        | 0.00              | 0.00        | 0.00        | 2,224,199.31         | 0.00        | 0.00        | 0.00        | 0.00        | 1,892,526.00         | 331,673.31           | 0.00        | 0.00        | 2,224,199.31         |
| Tax Remittance Advances Issued (TRA)   | 1,892,526.00         | 331,673.31           | 0.00        | 0.00        | 2,224,199.31         | 0.00                          | 0.00        | 0.00        | 0.00        | 0.00          | 0.00                            | 0.00        | 0.00        | 0.00        | 0.00             | 0.00        | 0.00              | 0.00        | 0.00        | 2,224,199.31         | 0.00        | 0.00        | 0.00        | 0.00        | 1,892,526.00         | 331,673.31           | 0.00        | 0.00        | 2,224,199.31         |
| Non-Cash Award Authority (NCAA)  | 0.00                 | 0.00                 | 0.00        | 0.00        | 0.00                 | 0.00                          | 0.00        | 0.00        | 0.00        | 0.00          | 0.00                            | 0.00        | 0.00        | 0.00        | 0.00             | 0.00        | 0.00              | 0.00        | 0.00        | 0.00                 | 0.00        | 0.00        | 0.00        | 0.00        | 0.00                 | 0.00                 | 0.00        | 0.00        | 0.00                 |
| Disbursements effected through outright deductions from claims (please specify...) | 0.00                 | 0.00                 | 0.00        | 0.00        | 0.00                 | 0.00                          | 0.00        | 0.00        | 0.00        | 0.00          | 0.00                            | 0.00        | 0.00        | 0.00        | 0.00             | 0.00        | 0.00              | 0.00        | 0.00        | 0.00                 | 0.00        | 0.00        | 0.00        | 0.00        | 0.00                 | 0.00                 | 0.00        | 0.00        | 0.00                 |
| Overpayment of expenses(e.g. personnel benefits)                                   | 0.00                 | 0.00                 | 0.00        | 0.00        | 0.00                 | 0.00                          | 0.00        | 0.00        | 0.00        | 0.00          | 0.00                            | 0.00        | 0.00        | 0.00        | 0.00             | 0.00        | 0.00              | 0.00        | 0.00        | 0.00                 | 0.00        | 0.00        | 0.00        | 0.00        | 0.00                 | 0.00                 | 0.00        | 0.00        | 0.00                 |
| Restitution for loss of government property  | 0.00                 | 0.00                 | 0.00        | 0.00        | 0.00                 | 0.00                          | 0.00        | 0.00        | 0.00        | 0.00          | 0.00                            | 0.00        | 0.00        | 0.00        | 0.00             | 0.00        | 0.00              | 0.00        | 0.00        | 0.00                 | 0.00        | 0.00        | 0.00        | 0.00        | 0.00                 | 0.00                 | 0.00        | 0.00        | 0.00                 |
| Liquidated damages and similar claims  | 0.00                 | 0.00                 | 0.00        | 0.00        | 0.00                 | 0.00                          | 0.00        | 0.00        | 0.00        | 0.00          | 0.00                            | 0.00        | 0.00        | 0.00        | 0.00             | 0.00        | 0.00              | 0.00        | 0.00        | 0.00                 | 0.00        | 0.00        | 0.00        | 0.00        | 0.00                 | 0.00                 | 0.00        | 0.00        | 0.00                 |
| Others (TEF, B7r- Documentary Stamp Tax, etc.)                                     | 0.00                 | 0.00                 | 0.00        | 0.00        | 0.00                 | 0.00                          | 0.00        | 0.00        | 0.00        | 0.00          | 0.00                            | 0.00        | 0.00        | 0.00        | 0.00             | 0.00        | 0.00              | 0.00        | 0.00        | 0.00                 | 0.00        | 0.00        | 0.00        | 0.00        | 0.00                 | 0.00                 | 0.00        | 0.00        | 0.00                 |
| <b>TOTAL NON-CASH DISBURSEMENTS</b>  | <b>1,892,526.00</b>  | <b>331,673.31</b>    | <b>0.00</b> | <b>0.00</b> | <b>2,224,199.31</b>  | <b>0.00</b>                   | <b>0.00</b> | <b>0.00</b> | <b>0.00</b> | <b>0.00</b>   | <b>0.00</b>                     | <b>0.00</b> | <b>0.00</b> | <b>0.00</b> | <b>0.00</b>      | <b>0.00</b> | <b>0.00</b>       | <b>0.00</b> | <b>0.00</b> | <b>2,224,199.31</b>  | <b>0.00</b> | <b>0.00</b> | <b>0.00</b> | <b>0.00</b> | <b>1,892,526.00</b>  | <b>331,673.31</b>    | <b>0.00</b> | <b>0.00</b> | <b>2,224,199.31</b>  |
| <b>GRAND TOTAL</b>   | <b>12,362,243.40</b> | <b>12,710,138.55</b> | <b>0.00</b> | <b>0.00</b> | <b>25,072,381.95</b> | <b>0.00</b>                   | <b>0.00</b> | <b>0.00</b> | <b>0.00</b> | <b>0.00</b>   | <b>0.00</b>                     | <b>0.00</b> | <b>0.00</b> | <b>0.00</b> | <b>0.00</b>      | <b>0.00</b> | <b>0.00</b>       | <b>0.00</b> | <b>0.00</b> | <b>25,072,381.95</b> | <b>0.00</b> | <b>0.00</b> | <b>0.00</b> | <b>0.00</b> | <b>12,362,243.40</b> | <b>12,710,138.55</b> | <b>0.00</b> | <b>0.00</b> | <b>25,072,381.95</b> |

Certified Correct:

  
**MARICELY ESCOBAR**  
 IC Accountant III  
 Date: 08 August 2022

Approved By:

  
**PAMELA F. PITAS**  
 IC Division Manager  
 Date: 08 August 2022

MONTHLY REPORT OF DISBURSEMENTS  
For the month of June 2022

Department: Department of Finance (DOF)  
Agency/Entity: Insurance Commission  
Operating Unit: < not applicable >  
Organization Code (UACS): 11 008 000000  
Fund Cluster: 03 Special Account - Locally Funded/Domestic Grants Fund

Table with columns for Particulars, Current Year Budget, Prior Year's Budget, Current Year's Accounts Payable, Trust Liabilities, and Grand Total. Rows include CASH DISBURSEMENTS, NON-CASH DISBURSEMENTS, and GRAND TOTAL.

Certified Correct:

MARICEL V. ESCOBAR  
IC Accountant III

Date: 10 July 2022

Approved By:

AMELA F. PITAS  
IC Division Manager


Date: 10 July 2022

**MONTHLY REPORT OF DISBURSEMENTS**  
For the month of May 2022

Department: Department of Finance (DOF)  
 Agency/Entity: Insurance Commission  
 Operating Unit: < not applicable >  
 Organization Code (UACS): 11 008 0000000  
 Fund Cluster: 03 Special Account - Locally Funded/Domestic Grants Fund

| Particulars  | Current Year Budget  |                     |             |             |                      | Prior Year's Budget           |             |             |             |               |                                 |             |             |             |                  |             | SUB-TOTAL            | Trust Liabilities |             |             |               | Grand Total          |                     |             |             |                      | Remarks |      |      |
|--|----------------------|---------------------|-------------|-------------|----------------------|-------------------------------|-------------|-------------|-------------|---------------|---------------------------------|-------------|-------------|-------------|------------------|-------------|----------------------|-------------------|-------------|-------------|---------------|----------------------|---------------------|-------------|-------------|----------------------|---------|------|------|
|  | PS                   | MOOE                | FinEx       | CO          | TOTAL                | Prior Year's Accounts Payable |             |             |             |               | Current Year's Accounts Payable |             |             |             |                  | TOTAL       |                      | PS                | MOOE        | CO          | TOTAL         | PS                   | MOOE                | FinEx       | CO          | TOTAL                |         |      |      |
|  |                      |                     |             |             |                      | PS                            | MOOE        | FinEx       | CO          | Sub-Total     | PS                              | MOOE        | FinEx       | CO          | Sub-Total        |             |                      |                   |             |             |               |                      |                     |             |             |                      |         | PS   | MOOE |
| 1  | 2                    | 3                   | 4           | 5           | 6=(2+3+4+5)          | 7                             | 8           | 9           | 10          | 11=(7+8+9+10) | 12                              | 13          | 14          | 15          | 16=(12+13+14+15) | 17=(11+16)  | 18=(6+17)            | 19                | 20          | 21          | 22=(19+20+21) | 23                   | 24                  | 25          | 26          | 27=(23+24+25+26)     | 28      |      |      |
| CASH DISBURSEMENTS   | 25,591,241.97        | 9,251,706.87        | 0.00        | 0.00        | 34,842,948.84        | 0.00                          | 0.00        | 0.00        | 0.00        | 0.00          | 0.00                            | 0.00        | 0.00        | 0.00        | 0.00             | 0.00        | 34,842,948.84        | 0.00              | 0.00        | 0.00        | 0.00          | 25,591,241.97        | 9,251,706.87        | 0.00        | 0.00        | 34,842,948.84        |         |      |      |
| Notice of Cash Allocation (NCA)  | 25,591,241.97        | 9,251,706.87        | 0.00        | 0.00        | 34,842,948.84        | 0.00                          | 0.00        | 0.00        | 0.00        | 0.00          | 0.00                            | 0.00        | 0.00        | 0.00        | 0.00             | 0.00        | 34,842,948.84        | 0.00              | 0.00        | 0.00        | 0.00          | 25,591,241.97        | 9,251,706.87        | 0.00        | 0.00        | 34,842,948.84        |         |      |      |
| MDS Checks Issued  | 25,316,148.47        | 8,364,626.60        | 0.00        | 0.00        | 33,680,775.07        | 0.00                          | 0.00        | 0.00        | 0.00        | 0.00          | 0.00                            | 0.00        | 0.00        | 0.00        | 0.00             | 0.00        | 33,680,775.07        | 0.00              | 0.00        | 0.00        | 0.00          | 25,316,148.47        | 8,364,626.60        | 0.00        | 0.00        | 33,680,775.07        |         |      |      |
| Advice to Debit Account  | 275,093.50           | 887,080.27          | 0.00        | 0.00        | 1,162,173.77         | 0.00                          | 0.00        | 0.00        | 0.00        | 0.00          | 0.00                            | 0.00        | 0.00        | 0.00        | 0.00             | 0.00        | 1,162,173.77         | 0.00              | 0.00        | 0.00        | 0.00          | 275,093.50           | 887,080.27          | 0.00        | 0.00        | 1,162,173.77         |         |      |      |
| Notice of Transfer Allocations (NTA)   | 0.00                 | 0.00                | 0.00        | 0.00        | 0.00                 | 0.00                          | 0.00        | 0.00        | 0.00        | 0.00          | 0.00                            | 0.00        | 0.00        | 0.00        | 0.00             | 0.00        | 0.00                 | 0.00              | 0.00        | 0.00        | 0.00          | 0.00                 | 0.00                | 0.00        | 0.00        | 0.00                 | 0.00    |      |      |
| MDS Checks Issued  | 0.00                 | 0.00                | 0.00        | 0.00        | 0.00                 | 0.00                          | 0.00        | 0.00        | 0.00        | 0.00          | 0.00                            | 0.00        | 0.00        | 0.00        | 0.00             | 0.00        | 0.00                 | 0.00              | 0.00        | 0.00        | 0.00          | 0.00                 | 0.00                | 0.00        | 0.00        | 0.00                 | 0.00    | 0.00 |      |
| Advice to Debit Account  | 0.00                 | 0.00                | 0.00        | 0.00        | 0.00                 | 0.00                          | 0.00        | 0.00        | 0.00        | 0.00          | 0.00                            | 0.00        | 0.00        | 0.00        | 0.00             | 0.00        | 0.00                 | 0.00              | 0.00        | 0.00        | 0.00          | 0.00                 | 0.00                | 0.00        | 0.00        | 0.00                 | 0.00    | 0.00 |      |
| Working Fund for FAPs  | 0.00                 | 0.00                | 0.00        | 0.00        | 0.00                 | 0.00                          | 0.00        | 0.00        | 0.00        | 0.00          | 0.00                            | 0.00        | 0.00        | 0.00        | 0.00             | 0.00        | 0.00                 | 0.00              | 0.00        | 0.00        | 0.00          | 0.00                 | 0.00                | 0.00        | 0.00        | 0.00                 | 0.00    | 0.00 |      |
| Cash Disbursement Ceiling (CDC)  | 0.00                 | 0.00                | 0.00        | 0.00        | 0.00                 | 0.00                          | 0.00        | 0.00        | 0.00        | 0.00          | 0.00                            | 0.00        | 0.00        | 0.00        | 0.00             | 0.00        | 0.00                 | 0.00              | 0.00        | 0.00        | 0.00          | 0.00                 | 0.00                | 0.00        | 0.00        | 0.00                 | 0.00    | 0.00 |      |
| <b>TOTAL CASH DISBURSEMENTS</b>  | <b>25,591,241.97</b> | <b>9,251,706.87</b> | <b>0.00</b> | <b>0.00</b> | <b>34,842,948.84</b> | <b>0.00</b>                   | <b>0.00</b> | <b>0.00</b> | <b>0.00</b> | <b>0.00</b>   | <b>0.00</b>                     | <b>0.00</b> | <b>0.00</b> | <b>0.00</b> | <b>0.00</b>      | <b>0.00</b> | <b>34,842,948.84</b> | <b>0.00</b>       | <b>0.00</b> | <b>0.00</b> | <b>0.00</b>   | <b>25,591,241.97</b> | <b>9,251,706.87</b> | <b>0.00</b> | <b>0.00</b> | <b>34,842,948.84</b> |         |      |      |
| NON-CASH DISBURSEMENTS   | 2,690,256.67         | 560,384.80          | 0.00        | 0.00        | 3,250,641.47         | 0.00                          | 0.00        | 0.00        | 0.00        | 0.00          | 0.00                            | 0.00        | 0.00        | 0.00        | 0.00             | 0.00        | 3,250,641.47         | 0.00              | 0.00        | 0.00        | 0.00          | 2,690,256.67         | 560,384.80          | 0.00        | 0.00        | 3,250,641.47         |         |      |      |
| Tax Remittance Advices Issued (TRA)  | 2,690,256.67         | 560,384.80          | 0.00        | 0.00        | 3,250,641.47         | 0.00                          | 0.00        | 0.00        | 0.00        | 0.00          | 0.00                            | 0.00        | 0.00        | 0.00        | 0.00             | 0.00        | 3,250,641.47         | 0.00              | 0.00        | 0.00        | 0.00          | 2,690,256.67         | 560,384.80          | 0.00        | 0.00        | 3,250,641.47         |         |      |      |
| Non-Cash Availment Authority (NCAA)  | 0.00                 | 0.00                | 0.00        | 0.00        | 0.00                 | 0.00                          | 0.00        | 0.00        | 0.00        | 0.00          | 0.00                            | 0.00        | 0.00        | 0.00        | 0.00             | 0.00        | 0.00                 | 0.00              | 0.00        | 0.00        | 0.00          | 0.00                 | 0.00                | 0.00        | 0.00        | 0.00                 | 0.00    | 0.00 |      |
| Disbursements effected through outright deductions from claims (please specify...) | 0.00                 | 0.00                | 0.00        | 0.00        | 0.00                 | 0.00                          | 0.00        | 0.00        | 0.00        | 0.00          | 0.00                            | 0.00        | 0.00        | 0.00        | 0.00             | 0.00        | 0.00                 | 0.00              | 0.00        | 0.00        | 0.00          | 0.00                 | 0.00                | 0.00        | 0.00        | 0.00                 | 0.00    | 0.00 |      |
| Overpayment of expenses (e.g. personnel benefits)                                  | 0.00                 | 0.00                | 0.00        | 0.00        | 0.00                 | 0.00                          | 0.00        | 0.00        | 0.00        | 0.00          | 0.00                            | 0.00        | 0.00        | 0.00        | 0.00             | 0.00        | 0.00                 | 0.00              | 0.00        | 0.00        | 0.00          | 0.00                 | 0.00                | 0.00        | 0.00        | 0.00                 | 0.00    | 0.00 |      |
| Restitution for loss of government property  | 0.00                 | 0.00                | 0.00        | 0.00        | 0.00                 | 0.00                          | 0.00        | 0.00        | 0.00        | 0.00          | 0.00                            | 0.00        | 0.00        | 0.00        | 0.00             | 0.00        | 0.00                 | 0.00              | 0.00        | 0.00        | 0.00          | 0.00                 | 0.00                | 0.00        | 0.00        | 0.00                 | 0.00    | 0.00 |      |
| Liquidated damages and similar claims  | 0.00                 | 0.00                | 0.00        | 0.00        | 0.00                 | 0.00                          | 0.00        | 0.00        | 0.00        | 0.00          | 0.00                            | 0.00        | 0.00        | 0.00        | 0.00             | 0.00        | 0.00                 | 0.00              | 0.00        | 0.00        | 0.00          | 0.00                 | 0.00                | 0.00        | 0.00        | 0.00                 | 0.00    | 0.00 |      |
| Others (TEF, BTr-Documentary Stamp Tax, etc.)                                      | 0.00                 | 0.00                | 0.00        | 0.00        | 0.00                 | 0.00                          | 0.00        | 0.00        | 0.00        | 0.00          | 0.00                            | 0.00        | 0.00        | 0.00        | 0.00             | 0.00        | 0.00                 | 0.00              | 0.00        | 0.00        | 0.00          | 0.00                 | 0.00                | 0.00        | 0.00        | 0.00                 | 0.00    | 0.00 |      |
| <b>TOTAL NON-CASH DISBURSEMENTS</b>  | <b>2,690,256.67</b>  | <b>560,384.80</b>   | <b>0.00</b> | <b>0.00</b> | <b>3,250,641.47</b>  | <b>0.00</b>                   | <b>0.00</b> | <b>0.00</b> | <b>0.00</b> | <b>0.00</b>   | <b>0.00</b>                     | <b>0.00</b> | <b>0.00</b> | <b>0.00</b> | <b>0.00</b>      | <b>0.00</b> | <b>3,250,641.47</b>  | <b>0.00</b>       | <b>0.00</b> | <b>0.00</b> | <b>0.00</b>   | <b>2,690,256.67</b>  | <b>560,384.80</b>   | <b>0.00</b> | <b>0.00</b> | <b>3,250,641.47</b>  |         |      |      |
| <b>GRAND TOTAL</b>   | <b>28,281,498.64</b> | <b>9,812,091.67</b> | <b>0.00</b> | <b>0.00</b> | <b>38,093,590.31</b> | <b>0.00</b>                   | <b>0.00</b> | <b>0.00</b> | <b>0.00</b> | <b>0.00</b>   | <b>0.00</b>                     | <b>0.00</b> | <b>0.00</b> | <b>0.00</b> | <b>0.00</b>      | <b>0.00</b> | <b>38,093,590.31</b> | <b>0.00</b>       | <b>0.00</b> | <b>0.00</b> | <b>0.00</b>   | <b>28,281,498.64</b> | <b>9,812,091.67</b> | <b>0.00</b> | <b>0.00</b> | <b>38,093,590.31</b> |         |      |      |

Certified Correct:

  
 MARILYN T. DEL PILAR  
 IC Accountant III  
 Date: 08 June 2022

Approved By:


  
 PAMELA F. PITAS  
 IC Division Manager  
 Date: 08 June 2022

**MONTHLY REPORT OF DISBURSEMENTS**  
For the month of April 2022

Department: Department of Finance (DOF)  
 Agency/Entity: Insurance Commission  
 Operating Unit: < not applicable >  
 Organization Code (UACS): 11 008 0000000  
 Fund Cluster: 03 Special Account - Locally Funded/Domestic Grants Fund

| Particulars  | Current Year Budget |              |       |              |               | Prior Year's Budget           |      |       |      |               |                                 |      |       |      |                  |            | SUB-TOTAL     | Trust Liabilities |      |      |               | Grand Total   |              |       |              |                  | Remarks |
|--|---------------------|--------------|-------|--------------|---------------|-------------------------------|------|-------|------|---------------|---------------------------------|------|-------|------|------------------|------------|---------------|-------------------|------|------|---------------|---------------|--------------|-------|--------------|------------------|---------|
|  | PS                  | MOOE         | FinEx | CO           | TOTAL         | Prior Year's Accounts Payable |      |       |      |               | Current Year's Accounts Payable |      |       |      |                  | TOTAL      |               | PS                | MOOE | CO   | TOTAL         | PS            | MOOE         | FinEx | CO           | TOTAL            |         |
|  |                     |              |       |              |               | PS                            | MOOE | FinEx | CO   | Sub-Total     | PS                              | MOOE | FinEx | CO   | Sub-Total        |            |               |                   |      |      |               |               |              |       |              |                  |         |
| 1  | 2                   | 3            | 4     | 5            | 6=(2+3+4+5)   | 7                             | 8    | 9     | 10   | 11=(7+8+9+10) | 12                              | 13   | 14    | 15   | 16=(12+13+14+15) | 17=(11+16) | 18=(6+17)     | 19                | 20   | 21   | 22=(19+20+21) | 23            | 24           | 25    | 26           | 27=(23+24+25+26) | 28      |
| CASH DISBURSEMENTS   | 14,201,508.02       | 7,949,199.30 | 0.00  | 3,706,500.00 | 25,857,207.32 | 0.00                          | 0.00 | 0.00  | 0.00 | 0.00          | 0.00                            | 0.00 | 0.00  | 0.00 | 0.00             | 0.00       | 25,857,207.32 | 0.00              | 0.00 | 0.00 | 0.00          | 14,201,508.02 | 7,949,199.30 | 0.00  | 3,706,500.00 | 25,857,207.32    |         |
| Notice of Cash Allocation (NCA)  | 14,201,508.02       | 7,949,199.30 | 0.00  | 3,706,500.00 | 25,857,207.32 | 0.00                          | 0.00 | 0.00  | 0.00 | 0.00          | 0.00                            | 0.00 | 0.00  | 0.00 | 0.00             | 0.00       | 25,857,207.32 | 0.00              | 0.00 | 0.00 | 0.00          | 14,201,508.02 | 7,949,199.30 | 0.00  | 3,706,500.00 | 25,857,207.32    |         |
| MDS Checks Issued  | 13,534,274.62       | 6,756,030.97 | 0.00  | 3,706,500.00 | 23,996,805.59 | 0.00                          | 0.00 | 0.00  | 0.00 | 0.00          | 0.00                            | 0.00 | 0.00  | 0.00 | 0.00             | 0.00       | 23,996,805.59 | 0.00              | 0.00 | 0.00 | 0.00          | 13,534,274.62 | 6,756,030.97 | 0.00  | 3,706,500.00 | 23,996,805.59    |         |
| Advice to Debit Account  | 667,233.40          | 1,193,168.33 | 0.00  | 0.00         | 1,860,401.73  | 0.00                          | 0.00 | 0.00  | 0.00 | 0.00          | 0.00                            | 0.00 | 0.00  | 0.00 | 0.00             | 0.00       | 1,860,401.73  | 0.00              | 0.00 | 0.00 | 0.00          | 667,233.40    | 1,193,168.33 | 0.00  | 0.00         | 1,860,401.73     |         |
| Notice of Transfer Allocations (NTA)   | 0.00                | 0.00         | 0.00  | 0.00         | 0.00          | 0.00                          | 0.00 | 0.00  | 0.00 | 0.00          | 0.00                            | 0.00 | 0.00  | 0.00 | 0.00             | 0.00       | 0.00          | 0.00              | 0.00 | 0.00 | 0.00          | 0.00          | 0.00         | 0.00  | 0.00         | 0.00             |         |
| MDS Checks Issued  | 0.00                | 0.00         | 0.00  | 0.00         | 0.00          | 0.00                          | 0.00 | 0.00  | 0.00 | 0.00          | 0.00                            | 0.00 | 0.00  | 0.00 | 0.00             | 0.00       | 0.00          | 0.00              | 0.00 | 0.00 | 0.00          | 0.00          | 0.00         | 0.00  | 0.00         | 0.00             |         |
| Advice to Debit Account  | 0.00                | 0.00         | 0.00  | 0.00         | 0.00          | 0.00                          | 0.00 | 0.00  | 0.00 | 0.00          | 0.00                            | 0.00 | 0.00  | 0.00 | 0.00             | 0.00       | 0.00          | 0.00              | 0.00 | 0.00 | 0.00          | 0.00          | 0.00         | 0.00  | 0.00         | 0.00             |         |
| Working Fund for FAPs  | 0.00                | 0.00         | 0.00  | 0.00         | 0.00          | 0.00                          | 0.00 | 0.00  | 0.00 | 0.00          | 0.00                            | 0.00 | 0.00  | 0.00 | 0.00             | 0.00       | 0.00          | 0.00              | 0.00 | 0.00 | 0.00          | 0.00          | 0.00         | 0.00  | 0.00         | 0.00             |         |
| Cash Disbursement Ceiling (CDC)  | 0.00                | 0.00         | 0.00  | 0.00         | 0.00          | 0.00                          | 0.00 | 0.00  | 0.00 | 0.00          | 0.00                            | 0.00 | 0.00  | 0.00 | 0.00             | 0.00       | 0.00          | 0.00              | 0.00 | 0.00 | 0.00          | 0.00          | 0.00         | 0.00  | 0.00         | 0.00             |         |
| <b>TOTAL CASH DISBURSEMENTS</b>  | 14,201,508.02       | 7,949,199.30 | 0.00  | 3,706,500.00 | 25,857,207.32 | 0.00                          | 0.00 | 0.00  | 0.00 | 0.00          | 0.00                            | 0.00 | 0.00  | 0.00 | 0.00             | 0.00       | 25,857,207.32 | 0.00              | 0.00 | 0.00 | 0.00          | 14,201,508.02 | 7,949,199.30 | 0.00  | 3,706,500.00 | 25,857,207.32    |         |
| NON-CASH DISBURSEMENTS   | 1,855,586.00        | 254,967.89   | 0.00  | 247,100.00   | 2,357,653.89  | 0.00                          | 0.00 | 0.00  | 0.00 | 0.00          | 0.00                            | 0.00 | 0.00  | 0.00 | 0.00             | 0.00       | 2,357,653.89  | 0.00              | 0.00 | 0.00 | 0.00          | 1,855,586.00  | 254,967.89   | 0.00  | 247,100.00   | 2,357,653.89     |         |
| Tax Remittance Advices Issued (TRA)  | 1,855,586.00        | 254,967.89   | 0.00  | 247,100.00   | 2,357,653.89  | 0.00                          | 0.00 | 0.00  | 0.00 | 0.00          | 0.00                            | 0.00 | 0.00  | 0.00 | 0.00             | 0.00       | 2,357,653.89  | 0.00              | 0.00 | 0.00 | 0.00          | 1,855,586.00  | 254,967.89   | 0.00  | 247,100.00   | 2,357,653.89     |         |
| Non-Cash Availment Authority (NCAA)  | 0.00                | 0.00         | 0.00  | 0.00         | 0.00          | 0.00                          | 0.00 | 0.00  | 0.00 | 0.00          | 0.00                            | 0.00 | 0.00  | 0.00 | 0.00             | 0.00       | 0.00          | 0.00              | 0.00 | 0.00 | 0.00          | 0.00          | 0.00         | 0.00  | 0.00         | 0.00             |         |
| Disbursements effected through outright deductions from claims (please specify...) | 0.00                | 0.00         | 0.00  | 0.00         | 0.00          | 0.00                          | 0.00 | 0.00  | 0.00 | 0.00          | 0.00                            | 0.00 | 0.00  | 0.00 | 0.00             | 0.00       | 0.00          | 0.00              | 0.00 | 0.00 | 0.00          | 0.00          | 0.00         | 0.00  | 0.00         | 0.00             |         |
| Overpayment of expenses (e.g. personnel benefits)                                  | 0.00                | 0.00         | 0.00  | 0.00         | 0.00          | 0.00                          | 0.00 | 0.00  | 0.00 | 0.00          | 0.00                            | 0.00 | 0.00  | 0.00 | 0.00             | 0.00       | 0.00          | 0.00              | 0.00 | 0.00 | 0.00          | 0.00          | 0.00         | 0.00  | 0.00         | 0.00             |         |
| Restitution for loss of government property  | 0.00                | 0.00         | 0.00  | 0.00         | 0.00          | 0.00                          | 0.00 | 0.00  | 0.00 | 0.00          | 0.00                            | 0.00 | 0.00  | 0.00 | 0.00             | 0.00       | 0.00          | 0.00              | 0.00 | 0.00 | 0.00          | 0.00          | 0.00         | 0.00  | 0.00         | 0.00             |         |
| Liquidated damages and similar claims  | 0.00                | 0.00         | 0.00  | 0.00         | 0.00          | 0.00                          | 0.00 | 0.00  | 0.00 | 0.00          | 0.00                            | 0.00 | 0.00  | 0.00 | 0.00             | 0.00       | 0.00          | 0.00              | 0.00 | 0.00 | 0.00          | 0.00          | 0.00         | 0.00  | 0.00         | 0.00             |         |
| Others (TEF, BTr-Documentary Stamp Tax, etc.)                                      | 0.00                | 0.00         | 0.00  | 0.00         | 0.00          | 0.00                          | 0.00 | 0.00  | 0.00 | 0.00          | 0.00                            | 0.00 | 0.00  | 0.00 | 0.00             | 0.00       | 0.00          | 0.00              | 0.00 | 0.00 | 0.00          | 0.00          | 0.00         | 0.00  | 0.00         | 0.00             |         |
| <b>TOTAL NON-CASH DISBURSEMENTS</b>  | 1,855,586.00        | 254,967.89   | 0.00  | 247,100.00   | 2,357,653.89  | 0.00                          | 0.00 | 0.00  | 0.00 | 0.00          | 0.00                            | 0.00 | 0.00  | 0.00 | 0.00             | 0.00       | 2,357,653.89  | 0.00              | 0.00 | 0.00 | 0.00          | 1,855,586.00  | 254,967.89   | 0.00  | 247,100.00   | 2,357,653.89     |         |
| <b>GRAND TOTAL</b>   | 16,057,094.02       | 8,204,167.19 | 0.00  | 3,953,600.00 | 28,214,861.21 | 0.00                          | 0.00 | 0.00  | 0.00 | 0.00          | 0.00                            | 0.00 | 0.00  | 0.00 | 0.00             | 0.00       | 28,214,861.21 | 0.00              | 0.00 | 0.00 | 0.00          | 16,057,094.02 | 8,204,167.19 | 0.00  | 3,953,600.00 | 28,214,861.21    |         |

Certified Correct:

  
 MARKLYN T. DEL PILAR  
 IC Accountant III  
 Date: 10 May 2022

Approved By:

  
 PAMELA F. PITAG  
 IC Division Manager  
 Date: 10 May 2022



**MONTHLY REPORT OF DISBURSEMENTS**  
For the month of March 2022

Department: Department of Finance (DOF)  
 Agency/Entity: Insurance Commission  
 Operating Unit: < not applicable >  
 Organization Code (UACS): 11 008 0000000  
 Fund Cluster: 03 Special Account - Locally Funded/Domestic Grants Fund

| Particulars  | Current Year Budget |               |            |      |               | Prior Year's Budget           |      |       |      |               |                                 |      |       |      |                  |            | SUB-TOTAL     | Trust Liabilities |      |      |               | Grand Total   |               |            |      |                  | Remarks |      |      |
|--|---------------------|---------------|------------|------|---------------|-------------------------------|------|-------|------|---------------|---------------------------------|------|-------|------|------------------|------------|---------------|-------------------|------|------|---------------|---------------|---------------|------------|------|------------------|---------|------|------|
|  | PS                  | MOOE          | FinEx      | CO   | TOTAL         | Prior Year's Accounts Payable |      |       |      |               | Current Year's Accounts Payable |      |       |      |                  | TOTAL      |               | PS                | MOOE | CO   | TOTAL         | PS            | MOOE          | FinEx      | CO   | TOTAL            |         |      |      |
|  |                     |               |            |      |               | PS                            | MOOE | FinEx | CO   | Sub-Total     | PS                              | MOOE | FinEx | CO   | Sub-Total        |            |               |                   |      |      |               |               |               |            |      |                  |         | PS   | MOOE |
| 1  | 2                   | 3             | 4          | 5    | 6=(2+3+4+5)   | 7                             | 8    | 9     | 10   | 11=(7+8+9+10) | 12                              | 13   | 14    | 15   | 16=(12+13+14+15) | 17=(11+16) | 18=(6+17)     | 19                | 20   | 21   | 22=(19+20+21) | 23            | 24            | 25         | 26   | 27=(23+24+25+26) | 28      |      |      |
| CASH DISBURSEMENTS   | 17,386,879.72       | 17,257,222.24 | 231,772.05 | 0.00 | 34,875,874.01 | 0.00                          | 0.00 | 0.00  | 0.00 | 0.00          | 0.00                            | 0.00 | 0.00  | 0.00 | 0.00             | 0.00       | 34,875,874.01 | 0.00              | 0.00 | 0.00 | 0.00          | 17,386,879.72 | 17,257,222.24 | 231,772.05 | 0.00 | 34,875,874.01    |         |      |      |
| Notice of Cash Allocation (NCA)  | 17,386,879.72       | 17,257,222.24 | 231,772.05 | 0.00 | 34,875,874.01 | 0.00                          | 0.00 | 0.00  | 0.00 | 0.00          | 0.00                            | 0.00 | 0.00  | 0.00 | 0.00             | 0.00       | 34,875,874.01 | 0.00              | 0.00 | 0.00 | 0.00          | 17,386,879.72 | 17,257,222.24 | 231,772.05 | 0.00 | 34,875,874.01    |         |      |      |
| MDS Checks Issued  | 15,097,542.06       | 15,466,203.15 | 231,772.05 | 0.00 | 30,795,517.26 | 0.00                          | 0.00 | 0.00  | 0.00 | 0.00          | 0.00                            | 0.00 | 0.00  | 0.00 | 0.00             | 0.00       | 30,795,517.26 | 0.00              | 0.00 | 0.00 | 0.00          | 15,097,542.06 | 15,466,203.15 | 231,772.05 | 0.00 | 30,795,517.26    |         |      |      |
| Advice to Debit Account  | 2,289,337.66        | 1,791,019.09  | 0.00       | 0.00 | 4,080,356.75  | 0.00                          | 0.00 | 0.00  | 0.00 | 0.00          | 0.00                            | 0.00 | 0.00  | 0.00 | 0.00             | 0.00       | 4,080,356.75  | 0.00              | 0.00 | 0.00 | 0.00          | 2,289,337.66  | 1,791,019.09  | 0.00       | 0.00 | 4,080,356.75     |         |      |      |
| Notice of Transfer Allocations (NTA)   | 0.00                | 0.00          | 0.00       | 0.00 | 0.00          | 0.00                          | 0.00 | 0.00  | 0.00 | 0.00          | 0.00                            | 0.00 | 0.00  | 0.00 | 0.00             | 0.00       | 0.00          | 0.00              | 0.00 | 0.00 | 0.00          | 0.00          | 0.00          | 0.00       | 0.00 | 0.00             | 0.00    |      |      |
| MDS Checks Issued  | 0.00                | 0.00          | 0.00       | 0.00 | 0.00          | 0.00                          | 0.00 | 0.00  | 0.00 | 0.00          | 0.00                            | 0.00 | 0.00  | 0.00 | 0.00             | 0.00       | 0.00          | 0.00              | 0.00 | 0.00 | 0.00          | 0.00          | 0.00          | 0.00       | 0.00 | 0.00             | 0.00    | 0.00 |      |
| Advice to Debit Account  | 0.00                | 0.00          | 0.00       | 0.00 | 0.00          | 0.00                          | 0.00 | 0.00  | 0.00 | 0.00          | 0.00                            | 0.00 | 0.00  | 0.00 | 0.00             | 0.00       | 0.00          | 0.00              | 0.00 | 0.00 | 0.00          | 0.00          | 0.00          | 0.00       | 0.00 | 0.00             | 0.00    | 0.00 |      |
| Working Fund for FAPs  | 0.00                | 0.00          | 0.00       | 0.00 | 0.00          | 0.00                          | 0.00 | 0.00  | 0.00 | 0.00          | 0.00                            | 0.00 | 0.00  | 0.00 | 0.00             | 0.00       | 0.00          | 0.00              | 0.00 | 0.00 | 0.00          | 0.00          | 0.00          | 0.00       | 0.00 | 0.00             | 0.00    | 0.00 |      |
| Cash Disbursement Ceiling (CDC)  | 0.00                | 0.00          | 0.00       | 0.00 | 0.00          | 0.00                          | 0.00 | 0.00  | 0.00 | 0.00          | 0.00                            | 0.00 | 0.00  | 0.00 | 0.00             | 0.00       | 0.00          | 0.00              | 0.00 | 0.00 | 0.00          | 0.00          | 0.00          | 0.00       | 0.00 | 0.00             | 0.00    | 0.00 |      |
| <b>TOTAL CASH DISBURSEMENTS</b>  | 17,386,879.72       | 17,257,222.24 | 231,772.05 | 0.00 | 34,875,874.01 | 0.00                          | 0.00 | 0.00  | 0.00 | 0.00          | 0.00                            | 0.00 | 0.00  | 0.00 | 0.00             | 0.00       | 34,875,874.01 | 0.00              | 0.00 | 0.00 | 0.00          | 17,386,879.72 | 17,257,222.24 | 231,772.05 | 0.00 | 34,875,874.01    |         |      |      |
| NON-CASH DISBURSEMENTS   | 1,793,135.10        | 819,229.93    | 13,119.17  | 0.00 | 2,625,484.20  | 0.00                          | 0.00 | 0.00  | 0.00 | 0.00          | 0.00                            | 0.00 | 0.00  | 0.00 | 0.00             | 0.00       | 2,625,484.20  | 0.00              | 0.00 | 0.00 | 0.00          | 1,793,135.10  | 819,229.93    | 13,119.17  | 0.00 | 2,625,484.20     |         |      |      |
| Tax Remittance Advices Issued (TRA)  | 1,793,135.10        | 819,229.93    | 13,119.17  | 0.00 | 2,625,484.20  | 0.00                          | 0.00 | 0.00  | 0.00 | 0.00          | 0.00                            | 0.00 | 0.00  | 0.00 | 0.00             | 0.00       | 2,625,484.20  | 0.00              | 0.00 | 0.00 | 0.00          | 1,793,135.10  | 819,229.93    | 13,119.17  | 0.00 | 2,625,484.20     |         |      |      |
| Non-Cash Availment Authority (NCAA)  | 0.00                | 0.00          | 0.00       | 0.00 | 0.00          | 0.00                          | 0.00 | 0.00  | 0.00 | 0.00          | 0.00                            | 0.00 | 0.00  | 0.00 | 0.00             | 0.00       | 0.00          | 0.00              | 0.00 | 0.00 | 0.00          | 0.00          | 0.00          | 0.00       | 0.00 | 0.00             | 0.00    | 0.00 |      |
| Disbursements effected through outright deductions from claims (please specify...) | 0.00                | 0.00          | 0.00       | 0.00 | 0.00          | 0.00                          | 0.00 | 0.00  | 0.00 | 0.00          | 0.00                            | 0.00 | 0.00  | 0.00 | 0.00             | 0.00       | 0.00          | 0.00              | 0.00 | 0.00 | 0.00          | 0.00          | 0.00          | 0.00       | 0.00 | 0.00             | 0.00    | 0.00 |      |
| Overpayment of expenses (e.g. personnel benefits)                                  | 0.00                | 0.00          | 0.00       | 0.00 | 0.00          | 0.00                          | 0.00 | 0.00  | 0.00 | 0.00          | 0.00                            | 0.00 | 0.00  | 0.00 | 0.00             | 0.00       | 0.00          | 0.00              | 0.00 | 0.00 | 0.00          | 0.00          | 0.00          | 0.00       | 0.00 | 0.00             | 0.00    | 0.00 |      |
| Restitution for loss of government property  | 0.00                | 0.00          | 0.00       | 0.00 | 0.00          | 0.00                          | 0.00 | 0.00  | 0.00 | 0.00          | 0.00                            | 0.00 | 0.00  | 0.00 | 0.00             | 0.00       | 0.00          | 0.00              | 0.00 | 0.00 | 0.00          | 0.00          | 0.00          | 0.00       | 0.00 | 0.00             | 0.00    | 0.00 |      |
| Liquidated damages and similar claims  | 0.00                | 0.00          | 0.00       | 0.00 | 0.00          | 0.00                          | 0.00 | 0.00  | 0.00 | 0.00          | 0.00                            | 0.00 | 0.00  | 0.00 | 0.00             | 0.00       | 0.00          | 0.00              | 0.00 | 0.00 | 0.00          | 0.00          | 0.00          | 0.00       | 0.00 | 0.00             | 0.00    | 0.00 |      |
| Others (TEF, BTR-Documentary Stamp Tax, etc.)                                      | 0.00                | 0.00          | 0.00       | 0.00 | 0.00          | 0.00                          | 0.00 | 0.00  | 0.00 | 0.00          | 0.00                            | 0.00 | 0.00  | 0.00 | 0.00             | 0.00       | 0.00          | 0.00              | 0.00 | 0.00 | 0.00          | 0.00          | 0.00          | 0.00       | 0.00 | 0.00             | 0.00    | 0.00 |      |
| <b>TOTAL NON-CASH DISBURSEMENTS</b>  | 1,793,135.10        | 819,229.93    | 13,119.17  | 0.00 | 2,625,484.20  | 0.00                          | 0.00 | 0.00  | 0.00 | 0.00          | 0.00                            | 0.00 | 0.00  | 0.00 | 0.00             | 0.00       | 2,625,484.20  | 0.00              | 0.00 | 0.00 | 0.00          | 1,793,135.10  | 819,229.93    | 13,119.17  | 0.00 | 2,625,484.20     |         |      |      |
| <b>GRAND TOTAL</b>   | 19,180,014.82       | 18,076,452.17 | 244,891.22 | 0.00 | 37,501,358.21 | 0.00                          | 0.00 | 0.00  | 0.00 | 0.00          | 0.00                            | 0.00 | 0.00  | 0.00 | 0.00             | 0.00       | 37,501,358.21 | 0.00              | 0.00 | 0.00 | 0.00          | 19,180,014.82 | 18,076,452.17 | 244,891.22 | 0.00 | 37,501,358.21    |         |      |      |

Certified Correct:

  
 MARLYN T. DEL PILAR  
 IC Accountant III

Date: 09 April 2022

Approved By:


  
 PAMELA F. PITAS  
 IC Division Manager

Date: 09 April 2022

MONTHLY REPORT OF DISBURSEMENTS  
For the month of February 2022

Department: Department of Finance (DOF)  
 Agency/Entity: Insurance Commission  
 Operating Unit: < not applicable >  
 Organization Code (UACS): 11 008 0000000  
 Fund Cluster: 03 Special Account - Locally Funded/Domestic Grants Fund

| Particulars  | Current Year Budget |               |       |            |               | Prior Year's Budget           |      |       |      |               |                                 |      |       |      |                  |            | SUB-TOTAL     | Trust Liabilities |      |      |               | Grand Total   |               |       |            |                  | Remarks |    |
|--|---------------------|---------------|-------|------------|---------------|-------------------------------|------|-------|------|---------------|---------------------------------|------|-------|------|------------------|------------|---------------|-------------------|------|------|---------------|---------------|---------------|-------|------------|------------------|---------|----|
|  | PS                  | MOOE          | FinEx | CO         | TOTAL         | Prior Year's Accounts Payable |      |       |      |               | Current Year's Accounts Payable |      |       |      |                  | TOTAL      |               | PS                | MOOE | CO   | TOTAL         | PS            | MOOE          | FinEx | CO         | TOTAL            |         |    |
|  |                     |               |       |            |               | PS                            | MOOE | FinEx | CO   | Sub-Total     | PS                              | MOOE | FinEx | CO   | Sub-Total        |            |               |                   |      |      |               |               |               |       |            |                  |         | PS |
| 1  | 2                   | 3             | 4     | 5          | 6=(2+3+4+5)   | 7                             | 8    | 9     | 10   | 11=(7+8+9+10) | 12                              | 13   | 14    | 15   | 16=(12+13+14+15) | 17=(11+16) | 18=(6+17)     | 19                | 20   | 21   | 22=(19+20+21) | 23            | 24            | 25    | 26         | 27=(23+24+25+26) | 28      |    |
| CASH DISBURSEMENTS   | 14,023,500.01       | 12,318,833.54 | 0.00  | 670,484.06 | 27,012,817.61 | 0.00                          | 0.00 | 0.00  | 0.00 | 0.00          | 0.00                            | 0.00 | 0.00  | 0.00 | 0.00             | 0.00       | 27,012,817.61 | 0.00              | 0.00 | 0.00 | 0.00          | 14,023,500.01 | 12,318,833.54 | 0.00  | 670,484.06 | 27,012,817.61    |         |    |
| Notice of Cash Allocation (NCA)  | 14,023,500.01       | 12,318,833.54 | 0.00  | 670,484.06 | 27,012,817.61 | 0.00                          | 0.00 | 0.00  | 0.00 | 0.00          | 0.00                            | 0.00 | 0.00  | 0.00 | 0.00             | 0.00       | 27,012,817.61 | 0.00              | 0.00 | 0.00 | 0.00          | 14,023,500.01 | 12,318,833.54 | 0.00  | 670,484.06 | 27,012,817.61    |         |    |
| MDS Checks Issued  | 13,828,956.03       | 11,653,351.64 | 0.00  | 670,484.06 | 26,152,791.73 | 0.00                          | 0.00 | 0.00  | 0.00 | 0.00          | 0.00                            | 0.00 | 0.00  | 0.00 | 0.00             | 0.00       | 26,152,791.73 | 0.00              | 0.00 | 0.00 | 0.00          | 13,828,956.03 | 11,653,351.64 | 0.00  | 670,484.06 | 26,152,791.73    |         |    |
| Advice to Debit Account  | 194,543.98          | 665,481.90    | 0.00  | 0.00       | 860,025.88    | 0.00                          | 0.00 | 0.00  | 0.00 | 0.00          | 0.00                            | 0.00 | 0.00  | 0.00 | 0.00             | 0.00       | 860,025.88    | 0.00              | 0.00 | 0.00 | 0.00          | 194,543.98    | 665,481.90    | 0.00  | 0.00       | 860,025.88       |         |    |
| Notice of Transfer Allocations (NTA)   | 0.00                | 0.00          | 0.00  | 0.00       | 0.00          | 0.00                          | 0.00 | 0.00  | 0.00 | 0.00          | 0.00                            | 0.00 | 0.00  | 0.00 | 0.00             | 0.00       | 0.00          | 0.00              | 0.00 | 0.00 | 0.00          | 0.00          | 0.00          | 0.00  | 0.00       | 0.00             |         |    |
| MDS Checks Issued  | 0.00                | 0.00          | 0.00  | 0.00       | 0.00          | 0.00                          | 0.00 | 0.00  | 0.00 | 0.00          | 0.00                            | 0.00 | 0.00  | 0.00 | 0.00             | 0.00       | 0.00          | 0.00              | 0.00 | 0.00 | 0.00          | 0.00          | 0.00          | 0.00  | 0.00       | 0.00             | 0.00    |    |
| Advice to Debit Account  | 0.00                | 0.00          | 0.00  | 0.00       | 0.00          | 0.00                          | 0.00 | 0.00  | 0.00 | 0.00          | 0.00                            | 0.00 | 0.00  | 0.00 | 0.00             | 0.00       | 0.00          | 0.00              | 0.00 | 0.00 | 0.00          | 0.00          | 0.00          | 0.00  | 0.00       | 0.00             | 0.00    |    |
| Working Fund for FAPs  | 0.00                | 0.00          | 0.00  | 0.00       | 0.00          | 0.00                          | 0.00 | 0.00  | 0.00 | 0.00          | 0.00                            | 0.00 | 0.00  | 0.00 | 0.00             | 0.00       | 0.00          | 0.00              | 0.00 | 0.00 | 0.00          | 0.00          | 0.00          | 0.00  | 0.00       | 0.00             | 0.00    |    |
| Cash Disbursement Ceiling (CDC)  | 0.00                | 0.00          | 0.00  | 0.00       | 0.00          | 0.00                          | 0.00 | 0.00  | 0.00 | 0.00          | 0.00                            | 0.00 | 0.00  | 0.00 | 0.00             | 0.00       | 0.00          | 0.00              | 0.00 | 0.00 | 0.00          | 0.00          | 0.00          | 0.00  | 0.00       | 0.00             | 0.00    |    |
| TOTAL CASH DISBURSEMENTS   | 14,023,500.01       | 12,318,833.54 | 0.00  | 670,484.06 | 27,012,817.61 | 0.00                          | 0.00 | 0.00  | 0.00 | 0.00          | 0.00                            | 0.00 | 0.00  | 0.00 | 0.00             | 0.00       | 27,012,817.61 | 0.00              | 0.00 | 0.00 | 0.00          | 14,023,500.01 | 12,318,833.54 | 0.00  | 670,484.06 | 27,012,817.61    |         |    |
| NON-CASH DISBURSEMENTS   | 2,051,894.01        | 263,443.91    | 0.00  | 38,008.54  | 2,353,346.46  | 0.00                          | 0.00 | 0.00  | 0.00 | 0.00          | 0.00                            | 0.00 | 0.00  | 0.00 | 0.00             | 0.00       | 2,353,346.46  | 0.00              | 0.00 | 0.00 | 0.00          | 2,051,894.01  | 263,443.91    | 0.00  | 38,008.54  | 2,353,346.46     |         |    |
| Tax Remittance Advices Issued (TRA)  | 2,051,894.01        | 263,443.91    | 0.00  | 38,008.54  | 2,353,346.46  | 0.00                          | 0.00 | 0.00  | 0.00 | 0.00          | 0.00                            | 0.00 | 0.00  | 0.00 | 0.00             | 0.00       | 2,353,346.46  | 0.00              | 0.00 | 0.00 | 0.00          | 2,051,894.01  | 263,443.91    | 0.00  | 38,008.54  | 2,353,346.46     |         |    |
| Non-Cash Availment Authority (NCAA)  | 0.00                | 0.00          | 0.00  | 0.00       | 0.00          | 0.00                          | 0.00 | 0.00  | 0.00 | 0.00          | 0.00                            | 0.00 | 0.00  | 0.00 | 0.00             | 0.00       | 0.00          | 0.00              | 0.00 | 0.00 | 0.00          | 0.00          | 0.00          | 0.00  | 0.00       | 0.00             | 0.00    |    |
| Disbursements effected through outright deductions from claims (please specify...) | 0.00                | 0.00          | 0.00  | 0.00       | 0.00          | 0.00                          | 0.00 | 0.00  | 0.00 | 0.00          | 0.00                            | 0.00 | 0.00  | 0.00 | 0.00             | 0.00       | 0.00          | 0.00              | 0.00 | 0.00 | 0.00          | 0.00          | 0.00          | 0.00  | 0.00       | 0.00             | 0.00    |    |
| Overpayment of expenses (e.g. personnel benefits)                                  | 0.00                | 0.00          | 0.00  | 0.00       | 0.00          | 0.00                          | 0.00 | 0.00  | 0.00 | 0.00          | 0.00                            | 0.00 | 0.00  | 0.00 | 0.00             | 0.00       | 0.00          | 0.00              | 0.00 | 0.00 | 0.00          | 0.00          | 0.00          | 0.00  | 0.00       | 0.00             | 0.00    |    |
| Restitution for loss of government property  | 0.00                | 0.00          | 0.00  | 0.00       | 0.00          | 0.00                          | 0.00 | 0.00  | 0.00 | 0.00          | 0.00                            | 0.00 | 0.00  | 0.00 | 0.00             | 0.00       | 0.00          | 0.00              | 0.00 | 0.00 | 0.00          | 0.00          | 0.00          | 0.00  | 0.00       | 0.00             | 0.00    |    |
| Liquidated damages and similar claims  | 0.00                | 0.00          | 0.00  | 0.00       | 0.00          | 0.00                          | 0.00 | 0.00  | 0.00 | 0.00          | 0.00                            | 0.00 | 0.00  | 0.00 | 0.00             | 0.00       | 0.00          | 0.00              | 0.00 | 0.00 | 0.00          | 0.00          | 0.00          | 0.00  | 0.00       | 0.00             | 0.00    |    |
| Others (TEF, BTR-Documentary Stamp Tax, etc.)                                      | 0.00                | 0.00          | 0.00  | 0.00       | 0.00          | 0.00                          | 0.00 | 0.00  | 0.00 | 0.00          | 0.00                            | 0.00 | 0.00  | 0.00 | 0.00             | 0.00       | 0.00          | 0.00              | 0.00 | 0.00 | 0.00          | 0.00          | 0.00          | 0.00  | 0.00       | 0.00             | 0.00    |    |
| TOTAL NON-CASH DISBURSEMENTS   | 2,051,894.01        | 263,443.91    | 0.00  | 38,008.54  | 2,353,346.46  | 0.00                          | 0.00 | 0.00  | 0.00 | 0.00          | 0.00                            | 0.00 | 0.00  | 0.00 | 0.00             | 0.00       | 2,353,346.46  | 0.00              | 0.00 | 0.00 | 0.00          | 2,051,894.01  | 263,443.91    | 0.00  | 38,008.54  | 2,353,346.46     |         |    |
| GRAND TOTAL  | 16,075,394.02       | 12,582,277.45 | 0.00  | 708,492.60 | 29,366,164.07 | 0.00                          | 0.00 | 0.00  | 0.00 | 0.00          | 0.00                            | 0.00 | 0.00  | 0.00 | 0.00             | 0.00       | 29,366,164.07 | 0.00              | 0.00 | 0.00 | 0.00          | 16,075,394.02 | 12,582,277.45 | 0.00  | 708,492.60 | 29,366,164.07    |         |    |

Certified Correct:  
  
 MARLYN T. DEL PILAR  
 IC Accountant III

Date: 10 March 2022

Recommending Approval:  
  
 CAROLYN ANNE C. CASTRO  
 IC Accountant IV

Date: 10 March 2022


Approved By:  
  
 PAMELA F. PITAS  
 IC Division Manager


Date: 10 March 2022

MONTHLY REPORT OF DISBURSEMENTS  
For the month of January 2022

Department: Department of Finance (DOF)  
 Agency/Entity: Insurance Commission  
 Operating Unit: < not applicable >  
 Organization Code (UACS): 11 008 0000000  
 Fund Cluster: 03 Special Account - Locally Funded/Domestic Grants Fund

| Particulars  | Current Year Budget |            |       |      |               | Prior Year's Budget           |      |       |      |               |                                 |      |       |      |                  |            | SUB-TOTAL     | Trust Liabilities |      |      |               | Grand Total   |            |       |      |                  | Remarks |    |
|--|---------------------|------------|-------|------|---------------|-------------------------------|------|-------|------|---------------|---------------------------------|------|-------|------|------------------|------------|---------------|-------------------|------|------|---------------|---------------|------------|-------|------|------------------|---------|----|
|  | PS                  | MOOE       | FinEx | CO   | TOTAL         | Prior Year's Accounts Payable |      |       |      |               | Current Year's Accounts Payable |      |       |      |                  | TOTAL      |               | PS                | MOOE | CO   | TOTAL         | PS            | MOOE       | FinEx | CO   | TOTAL            |         |    |
|  |                     |            |       |      |               | PS                            | MOOE | FinEx | CO   | Sub-Total     | PS                              | MOOE | FinEx | CO   | Sub-Total        |            |               |                   |      |      |               |               |            |       |      |                  |         | PS |
| 1  | 2                   | 3          | 4     | 5    | 6=(2+3+4+5)   | 7                             | 8    | 9     | 10   | 11=(7+8+9+10) | 12                              | 13   | 14    | 15   | 16=(12+13+14+15) | 17=(11+16) | 18=(6+17)     | 19                | 20   | 21   | 22=(19+20+21) | 23            | 24         | 25    | 26   | 27=(23+24+25+26) | 28      |    |
| CASH DISBURSEMENTS   | 14,447,667.01       | 864,100.61 | 0.00  | 0.00 | 15,311,767.62 | 0.00                          | 0.00 | 0.00  | 0.00 | 0.00          | 0.00                            | 0.00 | 0.00  | 0.00 | 0.00             | 0.00       | 15,311,767.62 | 0.00              | 0.00 | 0.00 | 0.00          | 14,447,667.01 | 864,100.61 | 0.00  | 0.00 | 15,311,767.62    |         |    |
| Notice of Cash Allocation (NCA)  | 14,447,667.01       | 864,100.61 | 0.00  | 0.00 | 15,311,767.62 | 0.00                          | 0.00 | 0.00  | 0.00 | 0.00          | 0.00                            | 0.00 | 0.00  | 0.00 | 0.00             | 0.00       | 15,311,767.62 | 0.00              | 0.00 | 0.00 | 0.00          | 14,447,667.01 | 864,100.61 | 0.00  | 0.00 | 15,311,767.62    |         |    |
| MDS Checks Issued  | 14,241,563.55       | 725,183.05 | 0.00  | 0.00 | 14,966,746.60 | 0.00                          | 0.00 | 0.00  | 0.00 | 0.00          | 0.00                            | 0.00 | 0.00  | 0.00 | 0.00             | 0.00       | 14,966,746.60 | 0.00              | 0.00 | 0.00 | 0.00          | 14,241,563.55 | 725,183.05 | 0.00  | 0.00 | 14,966,746.60    |         |    |
| Advice to Debit Account  | 206,103.46          | 138,917.56 | 0.00  | 0.00 | 345,021.02    | 0.00                          | 0.00 | 0.00  | 0.00 | 0.00          | 0.00                            | 0.00 | 0.00  | 0.00 | 0.00             | 0.00       | 345,021.02    | 0.00              | 0.00 | 0.00 | 0.00          | 206,103.46    | 138,917.56 | 0.00  | 0.00 | 345,021.02       |         |    |
| Notice of Transfer Allocations (NTA)   | 0.00                | 0.00       | 0.00  | 0.00 | 0.00          | 0.00                          | 0.00 | 0.00  | 0.00 | 0.00          | 0.00                            | 0.00 | 0.00  | 0.00 | 0.00             | 0.00       | 0.00          | 0.00              | 0.00 | 0.00 | 0.00          | 0.00          | 0.00       | 0.00  | 0.00 | 0.00             | 0.00    |    |
| MDS Checks Issued  | 0.00                | 0.00       | 0.00  | 0.00 | 0.00          | 0.00                          | 0.00 | 0.00  | 0.00 | 0.00          | 0.00                            | 0.00 | 0.00  | 0.00 | 0.00             | 0.00       | 0.00          | 0.00              | 0.00 | 0.00 | 0.00          | 0.00          | 0.00       | 0.00  | 0.00 | 0.00             | 0.00    |    |
| Advice to Debit Account  | 0.00                | 0.00       | 0.00  | 0.00 | 0.00          | 0.00                          | 0.00 | 0.00  | 0.00 | 0.00          | 0.00                            | 0.00 | 0.00  | 0.00 | 0.00             | 0.00       | 0.00          | 0.00              | 0.00 | 0.00 | 0.00          | 0.00          | 0.00       | 0.00  | 0.00 | 0.00             | 0.00    |    |
| Working Fund for FAPs  | 0.00                | 0.00       | 0.00  | 0.00 | 0.00          | 0.00                          | 0.00 | 0.00  | 0.00 | 0.00          | 0.00                            | 0.00 | 0.00  | 0.00 | 0.00             | 0.00       | 0.00          | 0.00              | 0.00 | 0.00 | 0.00          | 0.00          | 0.00       | 0.00  | 0.00 | 0.00             | 0.00    |    |
| Cash Disbursement Ceiling (CDC)  | 0.00                | 0.00       | 0.00  | 0.00 | 0.00          | 0.00                          | 0.00 | 0.00  | 0.00 | 0.00          | 0.00                            | 0.00 | 0.00  | 0.00 | 0.00             | 0.00       | 0.00          | 0.00              | 0.00 | 0.00 | 0.00          | 0.00          | 0.00       | 0.00  | 0.00 | 0.00             | 0.00    |    |
| TOTAL CASH DISBURSEMENTS   | 14,447,667.01       | 864,100.61 | 0.00  | 0.00 | 15,311,767.62 | 0.00                          | 0.00 | 0.00  | 0.00 | 0.00          | 0.00                            | 0.00 | 0.00  | 0.00 | 0.00             | 0.00       | 15,311,767.62 | 0.00              | 0.00 | 0.00 | 0.00          | 14,447,667.01 | 864,100.61 | 0.00  | 0.00 | 15,311,767.62    |         |    |
| NON-CASH DISBURSEMENTS   | 1,960,633.77        | 23,973.81  | 0.00  | 0.00 | 1,984,607.58  | 0.00                          | 0.00 | 0.00  | 0.00 | 0.00          | 0.00                            | 0.00 | 0.00  | 0.00 | 0.00             | 0.00       | 1,984,607.58  | 0.00              | 0.00 | 0.00 | 0.00          | 1,960,633.77  | 23,973.81  | 0.00  | 0.00 | 1,984,607.58     |         |    |
| Tax Remittance Advices Issued (TRA)  | 1,960,633.77        | 23,973.81  | 0.00  | 0.00 | 1,984,607.58  | 0.00                          | 0.00 | 0.00  | 0.00 | 0.00          | 0.00                            | 0.00 | 0.00  | 0.00 | 0.00             | 0.00       | 1,984,607.58  | 0.00              | 0.00 | 0.00 | 0.00          | 1,960,633.77  | 23,973.81  | 0.00  | 0.00 | 1,984,607.58     |         |    |
| Non-Cash Availment Authority (NCAA)  | 0.00                | 0.00       | 0.00  | 0.00 | 0.00          | 0.00                          | 0.00 | 0.00  | 0.00 | 0.00          | 0.00                            | 0.00 | 0.00  | 0.00 | 0.00             | 0.00       | 0.00          | 0.00              | 0.00 | 0.00 | 0.00          | 0.00          | 0.00       | 0.00  | 0.00 | 0.00             | 0.00    |    |
| Disbursements effected through outright deductions from claims (please specify...) | 0.00                | 0.00       | 0.00  | 0.00 | 0.00          | 0.00                          | 0.00 | 0.00  | 0.00 | 0.00          | 0.00                            | 0.00 | 0.00  | 0.00 | 0.00             | 0.00       | 0.00          | 0.00              | 0.00 | 0.00 | 0.00          | 0.00          | 0.00       | 0.00  | 0.00 | 0.00             | 0.00    |    |
| Overpayment of expenses (e.g. personnel benefits)                                  | 0.00                | 0.00       | 0.00  | 0.00 | 0.00          | 0.00                          | 0.00 | 0.00  | 0.00 | 0.00          | 0.00                            | 0.00 | 0.00  | 0.00 | 0.00             | 0.00       | 0.00          | 0.00              | 0.00 | 0.00 | 0.00          | 0.00          | 0.00       | 0.00  | 0.00 | 0.00             | 0.00    |    |
| Restitution for loss of government property  | 0.00                | 0.00       | 0.00  | 0.00 | 0.00          | 0.00                          | 0.00 | 0.00  | 0.00 | 0.00          | 0.00                            | 0.00 | 0.00  | 0.00 | 0.00             | 0.00       | 0.00          | 0.00              | 0.00 | 0.00 | 0.00          | 0.00          | 0.00       | 0.00  | 0.00 | 0.00             | 0.00    |    |
| Liquidated damages and similar claims  | 0.00                | 0.00       | 0.00  | 0.00 | 0.00          | 0.00                          | 0.00 | 0.00  | 0.00 | 0.00          | 0.00                            | 0.00 | 0.00  | 0.00 | 0.00             | 0.00       | 0.00          | 0.00              | 0.00 | 0.00 | 0.00          | 0.00          | 0.00       | 0.00  | 0.00 | 0.00             | 0.00    |    |
| Others (TEF, BTR-Documentary Stamp Tax, etc.)                                      | 0.00                | 0.00       | 0.00  | 0.00 | 0.00          | 0.00                          | 0.00 | 0.00  | 0.00 | 0.00          | 0.00                            | 0.00 | 0.00  | 0.00 | 0.00             | 0.00       | 0.00          | 0.00              | 0.00 | 0.00 | 0.00          | 0.00          | 0.00       | 0.00  | 0.00 | 0.00             | 0.00    |    |
| TOTAL NON-CASH DISBURSEMENTS   | 1,960,633.77        | 23,973.81  | 0.00  | 0.00 | 1,984,607.58  | 0.00                          | 0.00 | 0.00  | 0.00 | 0.00          | 0.00                            | 0.00 | 0.00  | 0.00 | 0.00             | 0.00       | 1,984,607.58  | 0.00              | 0.00 | 0.00 | 0.00          | 1,960,633.77  | 23,973.81  | 0.00  | 0.00 | 1,984,607.58     |         |    |
| GRAND TOTAL  | 16,408,300.78       | 888,074.42 | 0.00  | 0.00 | 17,296,375.20 | 0.00                          | 0.00 | 0.00  | 0.00 | 0.00          | 0.00                            | 0.00 | 0.00  | 0.00 | 0.00             | 0.00       | 17,296,375.20 | 0.00              | 0.00 | 0.00 | 0.00          | 16,408,300.78 | 888,074.42 | 0.00  | 0.00 | 17,296,375.20    |         |    |

Certified Correct:  
  
 MARLYN T. DEL PILAR  
 IC Accountant III  
 Date: 10 February 2022

Recommending Approval:  
  
 CAROLYN ANNE C. CASTRO  
 IC Accountant IV  
 Date: 10 February 2022

Approved By:  
  
 PAMELA F. PITÁS  
 IC Division Manager  
 Date: 10 February 2022