



QUARTERLY REPORT OF REVENUE AND OTHER RECEIPTS
As at the Quarter Ending March 31, 2023

Department : Department of Finance (DOF)
 Agency : Insurance Commission
 Operating Unit : < not applicable >
 Organization Code (UACS) : 11 008 0000000
 Fund Cluster : 03 - Special Account - Locally Funded/Domestic Grants Fund


Classification/Sources of Revenue and Other Receipts	UACS CODE	REVENUE TARGET (Annual) per BESF	Actual Revenue and Other Receipts Collections					Cumulative Remittance/Deposits to Date			Variance		Remarks
			1st Quarter Ending March 31	2nd Quarter Ending June 30	3rd Quarter Ending Sept. 30	4th Quarter Ending Dec. 31	Total	Remittance to BTr	Deposited with AGDB	TOTAL	Amount	%	
1	2	3	4	5	6	7	8=[(6+(-)7)-8+9]	9	10	11=(9+10)	12=(8-3)	13=(12/3)	14
Special Account - Locally Funded/Domestic Grants Fund		252,620,000.00	140,023,423.36	0.00	0.00	0.00	140,023,423.36	139,447,683.36	0.00	139,447,683.36	(112,596,576.64)	-45 %	
Revenue Collections		252,620,000.00	140,023,423.36	0.00	0.00	0.00	140,023,423.36	139,447,683.36	0.00	139,447,683.36	(112,596,576.64)	-45 %	
Cash Revenue		252,620,000.00	140,023,423.36	0.00	0.00	0.00	140,023,423.36	139,447,683.36	0.00	139,447,683.36	(112,596,576.64)	-45 %	
Non-Tax		252,620,000.00	140,023,423.36	0.00	0.00	0.00	140,023,423.36	139,447,683.36	0.00	139,447,683.36	(112,596,576.64)	-45 %	
Registration Fees	4020102000	20,000,000.00	2,605,400.00	0.00	0.00	0.00	2,605,400.00	2,585,400.00	0.00	2,585,400.00	(17,394,600.00)	-87 %	
Clearance Fees	4020104001	90,000,000.00	21,429,550.00	0.00	0.00	0.00	21,429,550.00	21,590,125.00	0.00	21,590,125.00	(68,570,450.00)	-76 %	
Certification Fees	4020104002	40,000,000.00	37,559,000.00	0.00	0.00	0.00	37,559,000.00	37,050,500.00	0.00	37,050,500.00	(2,441,000.00)	-6 %	
Supervision and Regulation Enforcement Fees	4020107000	22,000,000.00	24,515,000.00	0.00	0.00	0.00	24,515,000.00	24,540,000.00	0.00	24,540,000.00	2,515,000.00	11 %	
Accreditation Fees	4020111001	1,200,000.00	305,000.00	0.00	0.00	0.00	305,000.00	327,500.00	0.00	327,500.00	(895,000.00)	-75 %	
Filing Fees	4020113007	6,415,000.00	25,000.00	0.00	0.00	0.00	25,000.00	25,000.00	0.00	25,000.00	(6,390,000.00)	-100 %	
Other Processing Fees	4020113099	6,000,000.00	3,365,000.00	0.00	0.00	0.00	3,365,000.00	3,390,000.00	0.00	3,390,000.00	(2,635,000.00)	-44 %	
Fines and Penalties - Service Income	4020114000	6,500,000.00	7,993,257.28	0.00	0.00	0.00	7,993,257.28	7,978,257.28	0.00	7,978,257.28	1,493,257.28	23 %	
Other Service Income	4020199099	505,000.00	1,449,216.08	0.00	0.00	0.00	1,449,216.08	1,444,901.08	0.00	1,444,901.08	944,216.08	187 %	
Examination Fees	4020203000	60,000,000.00	40,762,000.00	0.00	0.00	0.00	40,762,000.00	40,501,000.00	0.00	40,501,000.00	(19,238,000.00)	-32 %	
Miscellaneous Income	4060999000	0.00	15,000.00	0.00	0.00	0.00	15,000.00	15,000.00	0.00	15,000.00	15,000.00	0 %	
TOTAL		252,620,000.00	140,023,423.36	0.00	0.00	0.00	140,023,423.36	139,447,683.36	0.00	139,447,683.36	(112,596,576.64)	-45 %	

Certified Correct:

 PAMELA F. PITAS
 IC Division Manager
 Accounting Division
 Date: 25 April 2023

Certified Correct:

 MARLYN T. DEL PILAR
 Officer-In-Charge
 Budget Division
 Date: 25 April 2023

Recommending Approval:

 ERICKSON H. BALMES
 Deputy Insurance Commissioner
 Management Support Services Group
 Date: APR 27 2023

Approved By:

 REYNALDO A. REGALADO
 Insurance Commissioner
 Date: