


MONTHLY REPORT OF DISBURSEMENTS
For the month of December 2022

Department : Department of Finance (DOF)
 Agency/Entity : Insurance Commission
 Operating Unit : < not applicable >
 Organization Code (UACS) : 11 008 0000000
 Fund Cluster : 03 Special Account - Locally Funded/Domestic Grants Fund

Particulars	Current Year Budget					Prior Year's Budget											SUB-TOTAL	Trust Liabilities				Grand Total					Remarks		
	PS	MOOE	FinEx	CO	TOTAL	Prior Year's Accounts Payable					Current Year's Accounts Payable					TOTAL		PS	MOOE	CO	TOTAL	PS	MOOE	FinEx	CO	TOTAL			
						PS	MOOE	FinEx	CO	Sub-Total	PS	MOOE	FinEx	CO	Sub-Total														
1	2	3	4	5	6=(2+3+4+5)	7	8	9	10	11=(7+8+9+10)	12	13	14	15	16=(12+13+14+15)	17=(11+16)	18=(6+17)	19	20	21	22=(19+20+21)	23	24	25	26	27=(23+24+25+26)	28		
CASH DISBURSEMENTS	23,302,518.49	22,691,887.09	0.00	0.00	45,994,405.58	0.00	0.00	0.00	0.00	0.00	0.00	0.00	0.00	0.00	0.00	0.00	45,994,405.58	0.00	0.00	0.00	0.00	23,302,518.49	22,691,887.09	0.00	0.00	45,994,405.58			
Notice of Cash Allocation (NCA)	23,302,518.49	22,691,887.09	0.00	0.00	45,994,405.58	0.00	0.00	0.00	0.00	0.00	0.00	0.00	0.00	0.00	0.00	0.00	45,994,405.58	0.00	0.00	0.00	0.00	23,302,518.49	22,691,887.09	0.00	0.00	45,994,405.58			
MDS Checks Issued	21,316,605.56	20,483,162.17	0.00	0.00	41,799,767.73	0.00	0.00	0.00	0.00	0.00	0.00	0.00	0.00	0.00	0.00	0.00	41,799,767.73	0.00	0.00	0.00	0.00	21,316,605.56	20,483,162.17	0.00	0.00	41,799,767.73			
Advice to Debit Account	1,985,912.93	2,208,724.92	0.00	0.00	4,194,637.85	0.00	0.00	0.00	0.00	0.00	0.00	0.00	0.00	0.00	0.00	0.00	4,194,637.85	0.00	0.00	0.00	0.00	1,985,912.93	2,208,724.92	0.00	0.00	4,194,637.85			
Notice of Transfer Allocations (NTA)	0.00	0.00	0.00	0.00	0.00	0.00	0.00	0.00	0.00	0.00	0.00	0.00	0.00	0.00	0.00	0.00	0.00	0.00	0.00	0.00	0.00	0.00	0.00	0.00	0.00	0.00	0.00		
MDS Checks Issued	0.00	0.00	0.00	0.00	0.00	0.00	0.00	0.00	0.00	0.00	0.00	0.00	0.00	0.00	0.00	0.00	0.00	0.00	0.00	0.00	0.00	0.00	0.00	0.00	0.00	0.00	0.00	0.00	
Advice to Debit Account	0.00	0.00	0.00	0.00	0.00	0.00	0.00	0.00	0.00	0.00	0.00	0.00	0.00	0.00	0.00	0.00	0.00	0.00	0.00	0.00	0.00	0.00	0.00	0.00	0.00	0.00	0.00	0.00	
Working Fund for FAPs	0.00	0.00	0.00	0.00	0.00	0.00	0.00	0.00	0.00	0.00	0.00	0.00	0.00	0.00	0.00	0.00	0.00	0.00	0.00	0.00	0.00	0.00	0.00	0.00	0.00	0.00	0.00	0.00	
Cash Disbursement Ceiling (CDC)	0.00	0.00	0.00	0.00	0.00	0.00	0.00	0.00	0.00	0.00	0.00	0.00	0.00	0.00	0.00	0.00	0.00	0.00	0.00	0.00	0.00	0.00	0.00	0.00	0.00	0.00	0.00	0.00	
TOTAL CASH DISBURSEMENTS	23,302,518.49	22,691,887.09	0.00	0.00	45,994,405.58	0.00	0.00	0.00	0.00	0.00	0.00	0.00	0.00	0.00	0.00	0.00	45,994,405.58	0.00	0.00	0.00	0.00	23,302,518.49	22,691,887.09	0.00	0.00	45,994,405.58			
NON-CASH DISBURSEMENTS	4,029,127.42	958,462.86	0.00	0.00	4,987,590.28	0.00	0.00	0.00	0.00	0.00	0.00	0.00	0.00	0.00	0.00	0.00	4,987,590.28	0.00	0.00	0.00	0.00	4,029,127.42	958,462.86	0.00	0.00	4,987,590.28			
Tax Remittance Advices Issued (TRA)	4,029,127.42	958,462.86	0.00	0.00	4,987,590.28	0.00	0.00	0.00	0.00	0.00	0.00	0.00	0.00	0.00	0.00	0.00	4,987,590.28	0.00	0.00	0.00	0.00	4,029,127.42	958,462.86	0.00	0.00	4,987,590.28			
Non-Cash Availment Authority (NCAA)	0.00	0.00	0.00	0.00	0.00	0.00	0.00	0.00	0.00	0.00	0.00	0.00	0.00	0.00	0.00	0.00	0.00	0.00	0.00	0.00	0.00	0.00	0.00	0.00	0.00	0.00	0.00	0.00	
Disbursements effected through outright deductions from claims (please specify...)	0.00	0.00	0.00	0.00	0.00	0.00	0.00	0.00	0.00	0.00	0.00	0.00	0.00	0.00	0.00	0.00	0.00	0.00	0.00	0.00	0.00	0.00	0.00	0.00	0.00	0.00	0.00	0.00	
Overpayment of expenses(e.g. personnel benefits)	0.00	0.00	0.00	0.00	0.00	0.00	0.00	0.00	0.00	0.00	0.00	0.00	0.00	0.00	0.00	0.00	0.00	0.00	0.00	0.00	0.00	0.00	0.00	0.00	0.00	0.00	0.00	0.00	
Restitution for loss of government property	0.00	0.00	0.00	0.00	0.00	0.00	0.00	0.00	0.00	0.00	0.00	0.00	0.00	0.00	0.00	0.00	0.00	0.00	0.00	0.00	0.00	0.00	0.00	0.00	0.00	0.00	0.00	0.00	
Liquidated damages and similar claims	0.00	0.00	0.00	0.00	0.00	0.00	0.00	0.00	0.00	0.00	0.00	0.00	0.00	0.00	0.00	0.00	0.00	0.00	0.00	0.00	0.00	0.00	0.00	0.00	0.00	0.00	0.00	0.00	
Others(TEF, BTr-Documentary Stamp Tax, etc.)	0.00	0.00	0.00	0.00	0.00	0.00	0.00	0.00	0.00	0.00	0.00	0.00	0.00	0.00	0.00	0.00	0.00	0.00	0.00	0.00	0.00	0.00	0.00	0.00	0.00	0.00	0.00	0.00	
TOTAL NON-CASH DISBURSEMENTS	4,029,127.42	958,462.86	0.00	0.00	4,987,590.28	0.00	0.00	0.00	0.00	0.00	0.00	0.00	0.00	0.00	0.00	0.00	4,987,590.28	0.00	0.00	0.00	0.00	4,029,127.42	958,462.86	0.00	0.00	4,987,590.28			
GRAND TOTAL	27,331,645.91	23,650,349.95	0.00	0.00	50,981,995.86	0.00	0.00	0.00	0.00	0.00	0.00	0.00	0.00	0.00	0.00	0.00	50,981,995.86	0.00	0.00	0.00	0.00	27,331,645.91	23,650,349.95	0.00	0.00	50,981,995.86			

Certified Correct:


MARICEL V. ESCOBAR
 IC Accountant III
 Date: 10-Jan-23

Approved By:



PAMELA F. PITAG
 IC Division Manager
 Date: 10-Jan-23

MONTHLY REPORT OF DISBURSEMENTS
For the month of November 2022

Department : Department of Finance (DOF)
 Agency/Entity : Insurance Commission
 Operating Unit : < not applicable >
 Organization Code (UACS) : 11 008 000000
 Fund Cluster : 03 Special Account - Locally Funded/Domestic Grants Fund

Particulars	Current Year Budget					Prior Year's Budget											SUB-TOTAL	Trust Liabilities				Grand Total					Remarks	
	PS	MOOE	FinEx	CO	TOTAL	Prior Year's Accounts Payable					Current Year's Accounts Payable					TOTAL		PS	MOOE	CO	TOTAL	PS	MOOE	FinEx	CO	TOTAL		
						PS	MOOE	FinEx	CO	Sub-Total	PS	MOOE	FinEx	CO	Sub-Total													
1	2	3	4	5	6=(2+3+4+5)	7	8	9	10	11=(7+8+9+10)	12	13	14	15	16=(12+13+14+15)	17=(11+16)	18=(6+17)	19	20	21	22=(19+20+21)	23	24	25	26	27=(23+24+25+26)	28	
CASH DISBURSEMENTS	22,150,528.85	12,462,968.62	0.00	0.00	34,613,497.47	0.00	0.00	0.00	0.00	0.00	0.00	0.00	0.00	0.00	0.00	0.00	34,613,497.47	0.00	0.00	0.00	0.00	22,150,528.85	12,462,968.62	0.00	0.00	34,613,497.47		
Notice of Cash Allocation (NCA)	22,150,528.85	12,462,968.62	0.00	0.00	34,613,497.47	0.00	0.00	0.00	0.00	0.00	0.00	0.00	0.00	0.00	0.00	0.00	34,613,497.47	0.00	0.00	0.00	0.00	22,150,528.85	12,462,968.62	0.00	0.00	34,613,497.47		
MDS Checks Issued	20,906,013.68	11,679,168.46	0.00	0.00	32,585,182.14	0.00	0.00	0.00	0.00	0.00	0.00	0.00	0.00	0.00	0.00	0.00	32,585,182.14	0.00	0.00	0.00	0.00	20,906,013.68	11,679,168.46	0.00	0.00	32,585,182.14		
Advice to Debit Account	1,244,515.17	783,800.16	0.00	0.00	2,028,315.33	0.00	0.00	0.00	0.00	0.00	0.00	0.00	0.00	0.00	0.00	0.00	2,028,315.33	0.00	0.00	0.00	0.00	1,244,515.17	783,800.16	0.00	0.00	2,028,315.33		
Notice of Transfer Allocations (NTA)	0.00	0.00	0.00	0.00	0.00	0.00	0.00	0.00	0.00	0.00	0.00	0.00	0.00	0.00	0.00	0.00	0.00	0.00	0.00	0.00	0.00	0.00	0.00	0.00	0.00	0.00		
MDS Checks Issued	0.00	0.00	0.00	0.00	0.00	0.00	0.00	0.00	0.00	0.00	0.00	0.00	0.00	0.00	0.00	0.00	0.00	0.00	0.00	0.00	0.00	0.00	0.00	0.00	0.00	0.00	0.00	
Advice to Debit Account	0.00	0.00	0.00	0.00	0.00	0.00	0.00	0.00	0.00	0.00	0.00	0.00	0.00	0.00	0.00	0.00	0.00	0.00	0.00	0.00	0.00	0.00	0.00	0.00	0.00	0.00	0.00	
Working Fund for FAPs	0.00	0.00	0.00	0.00	0.00	0.00	0.00	0.00	0.00	0.00	0.00	0.00	0.00	0.00	0.00	0.00	0.00	0.00	0.00	0.00	0.00	0.00	0.00	0.00	0.00	0.00	0.00	
Cash Disbursement Ceiling (CDC)	0.00	0.00	0.00	0.00	0.00	0.00	0.00	0.00	0.00	0.00	0.00	0.00	0.00	0.00	0.00	0.00	0.00	0.00	0.00	0.00	0.00	0.00	0.00	0.00	0.00	0.00	0.00	
TOTAL CASH DISBURSEMENTS	22,150,528.85	12,462,968.62	0.00	0.00	34,613,497.47	0.00	0.00	0.00	0.00	0.00	0.00	0.00	0.00	0.00	0.00	0.00	34,613,497.47	0.00	0.00	0.00	0.00	22,150,528.85	12,462,968.62	0.00	0.00	34,613,497.47		
NON-CASH DISBURSEMENTS	5,065,784.44	693,027.48	0.00	0.00	5,758,811.92	0.00	0.00	0.00	0.00	0.00	0.00	0.00	0.00	0.00	0.00	0.00	5,758,811.92	0.00	0.00	0.00	0.00	5,065,784.44	693,027.48	0.00	0.00	5,758,811.92		
Tax Remittance Advices Issued (TRA)	5,065,784.44	693,027.48	0.00	0.00	5,758,811.92	0.00	0.00	0.00	0.00	0.00	0.00	0.00	0.00	0.00	0.00	0.00	5,758,811.92	0.00	0.00	0.00	0.00	5,065,784.44	693,027.48	0.00	0.00	5,758,811.92		
Non-Cash Availment Authority (NCAA)	0.00	0.00	0.00	0.00	0.00	0.00	0.00	0.00	0.00	0.00	0.00	0.00	0.00	0.00	0.00	0.00	0.00	0.00	0.00	0.00	0.00	0.00	0.00	0.00	0.00	0.00		
Disbursements effected through outright deductions from claims (please specify...)	0.00	0.00	0.00	0.00	0.00	0.00	0.00	0.00	0.00	0.00	0.00	0.00	0.00	0.00	0.00	0.00	0.00	0.00	0.00	0.00	0.00	0.00	0.00	0.00	0.00	0.00		
Overpayment of expenses(e.g. personnel benefits)	0.00	0.00	0.00	0.00	0.00	0.00	0.00	0.00	0.00	0.00	0.00	0.00	0.00	0.00	0.00	0.00	0.00	0.00	0.00	0.00	0.00	0.00	0.00	0.00	0.00	0.00		
Restitution for loss of government property	0.00	0.00	0.00	0.00	0.00	0.00	0.00	0.00	0.00	0.00	0.00	0.00	0.00	0.00	0.00	0.00	0.00	0.00	0.00	0.00	0.00	0.00	0.00	0.00	0.00	0.00		
Liquidated damages and similar claims	0.00	0.00	0.00	0.00	0.00	0.00	0.00	0.00	0.00	0.00	0.00	0.00	0.00	0.00	0.00	0.00	0.00	0.00	0.00	0.00	0.00	0.00	0.00	0.00	0.00	0.00		
Others(TEF, BTr-Documentary Stamp Tax, etc.)	0.00	0.00	0.00	0.00	0.00	0.00	0.00	0.00	0.00	0.00	0.00	0.00	0.00	0.00	0.00	0.00	0.00	0.00	0.00	0.00	0.00	0.00	0.00	0.00	0.00	0.00		
TOTAL NON-CASH DISBURSEMENTS	5,065,784.44	693,027.48	0.00	0.00	5,758,811.92	0.00	0.00	0.00	0.00	0.00	0.00	0.00	0.00	0.00	0.00	0.00	5,758,811.92	0.00	0.00	0.00	0.00	5,065,784.44	693,027.48	0.00	0.00	5,758,811.92		
GRAND TOTAL	27,216,313.29	13,155,996.10	0.00	0.00	40,372,309.39	0.00	0.00	0.00	0.00	0.00	0.00	0.00	0.00	0.00	0.00	0.00	40,372,309.39	0.00	0.00	0.00	0.00	27,216,313.29	13,155,996.10	0.00	0.00	40,372,309.39		

Certified Correct:


MARICEL V. ESCOBAR
 IC Accountant III
 Date: 07-Dec-22

Approved By:



PAMELA F. PITAS
 IC Division Manager
 Date: 07-Dec-22

MONTHLY REPORT OF DISBURSEMENTS
For the month of September 2022

Department: Department of Finance (DOF)
 Agency/Entity: Insurance Commission
 Operating Unit: < not applicable >
 Organization Code (UACS): 11 008 000000
 Fund Cluster: 03 Special Account - Locally Funded/Domestic Grants Fund

Particulars	Current Year Budget					Prior Year's Budget											SUB-TOTAL	Trust Liabilities				Grand Total					Remarks	
	PS	MOOE	FinEx	CO	TOTAL	Prior Year's Accounts Payable					Current Year's Accounts Payable					TOTAL		PS	MOOE	CO	TOTAL	PS	MOOE	FinEx	CO	TOTAL		
						PS	MOOE	FinEx	CO	Sub-Total	PS	MOOE	FinEx	CO	Sub-Total													
1	2	3	4	5	6=(2+3+4+5)	7	8	9	10	11=(7+8+9+10)	12	13	14	15	16=(12+13+14+15)	17=(11+16)	18=(6+17)	19	20	21	22=(19+20+21)	23	24	25	26	27=(23+24+25+26)	28	
CASH DISBURSEMENTS	20,367,915.69	5,350,552.77	0.00	9,266,250.00	34,984,718.46	0.00	0.00	0.00	0.00	0.00	0.00	0.00	0.00	0.00	0.00	0.00	34,984,718.46	0.00	0.00	0.00	0.00	20,367,915.69	5,350,552.77	0.00	9,266,250.00	34,984,718.46		
Notice of Cash Allocation (NCA)	20,367,915.69	5,350,552.77	0.00	9,266,250.00	34,984,718.46	0.00	0.00	0.00	0.00	0.00	0.00	0.00	0.00	0.00	0.00	0.00	34,984,718.46	0.00	0.00	0.00	0.00	20,367,915.69	5,350,552.77	0.00	9,266,250.00	34,984,718.46		
MDS Checks Issued	19,513,672.36	4,604,672.44	0.00	9,266,250.00	33,384,594.80	0.00	0.00	0.00	0.00	0.00	0.00	0.00	0.00	0.00	0.00	0.00	33,384,594.80	0.00	0.00	0.00	0.00	19,513,672.36	4,604,672.44	0.00	9,266,250.00	33,384,594.80		
Advice to Debit Account	854,243.33	745,880.33	0.00	0.00	1,600,123.66	0.00	0.00	0.00	0.00	0.00	0.00	0.00	0.00	0.00	0.00	0.00	1,600,123.66	0.00	0.00	0.00	0.00	854,243.33	745,880.33	0.00	0.00	1,600,123.66		
Notice of Transfer Allocations (NTA)	0.00	0.00	0.00	0.00	0.00	0.00	0.00	0.00	0.00	0.00	0.00	0.00	0.00	0.00	0.00	0.00	0.00	0.00	0.00	0.00	0.00	0.00	0.00	0.00	0.00	0.00		
MDS Checks Issued	0.00	0.00	0.00	0.00	0.00	0.00	0.00	0.00	0.00	0.00	0.00	0.00	0.00	0.00	0.00	0.00	0.00	0.00	0.00	0.00	0.00	0.00	0.00	0.00	0.00	0.00	0.00	
Advice to Debit Account	0.00	0.00	0.00	0.00	0.00	0.00	0.00	0.00	0.00	0.00	0.00	0.00	0.00	0.00	0.00	0.00	0.00	0.00	0.00	0.00	0.00	0.00	0.00	0.00	0.00	0.00	0.00	
Working Fund for FAPs	0.00	0.00	0.00	0.00	0.00	0.00	0.00	0.00	0.00	0.00	0.00	0.00	0.00	0.00	0.00	0.00	0.00	0.00	0.00	0.00	0.00	0.00	0.00	0.00	0.00	0.00	0.00	
Cash Disbursement Ceiling (CDC)	0.00	0.00	0.00	0.00	0.00	0.00	0.00	0.00	0.00	0.00	0.00	0.00	0.00	0.00	0.00	0.00	0.00	0.00	0.00	0.00	0.00	0.00	0.00	0.00	0.00	0.00	0.00	
TOTAL CASH DISBURSEMENTS	20,367,915.69	5,350,552.77	0.00	9,266,250.00	34,984,718.46	0.00	0.00	0.00	0.00	0.00	0.00	0.00	0.00	0.00	0.00	0.00	34,984,718.46	0.00	0.00	0.00	0.00	20,367,915.69	5,350,552.77	0.00	9,266,250.00	34,984,718.46		
NON-CASH DISBURSEMENTS	1,867,926.95	230,737.05	0.00	617,750.00	2,716,414.00	0.00	0.00	0.00	0.00	0.00	0.00	0.00	0.00	0.00	0.00	0.00	2,716,414.00	0.00	0.00	0.00	0.00	1,867,926.95	230,737.05	0.00	617,750.00	2,716,414.00		
Tax Remittance Advices Issued (TRA)	1,867,926.95	230,737.05	0.00	617,750.00	2,716,414.00	0.00	0.00	0.00	0.00	0.00	0.00	0.00	0.00	0.00	0.00	0.00	2,716,414.00	0.00	0.00	0.00	0.00	1,867,926.95	230,737.05	0.00	617,750.00	2,716,414.00		
Non-Cash Availment Authority (NCAA)	0.00	0.00	0.00	0.00	0.00	0.00	0.00	0.00	0.00	0.00	0.00	0.00	0.00	0.00	0.00	0.00	0.00	0.00	0.00	0.00	0.00	0.00	0.00	0.00	0.00	0.00	0.00	
Disbursements effected through outright deductions from claims (please specify...)	0.00	0.00	0.00	0.00	0.00	0.00	0.00	0.00	0.00	0.00	0.00	0.00	0.00	0.00	0.00	0.00	0.00	0.00	0.00	0.00	0.00	0.00	0.00	0.00	0.00	0.00	0.00	
Overpayment of expenses (e.g. personnel benefits)	0.00	0.00	0.00	0.00	0.00	0.00	0.00	0.00	0.00	0.00	0.00	0.00	0.00	0.00	0.00	0.00	0.00	0.00	0.00	0.00	0.00	0.00	0.00	0.00	0.00	0.00	0.00	
Restitution for loss of government property	0.00	0.00	0.00	0.00	0.00	0.00	0.00	0.00	0.00	0.00	0.00	0.00	0.00	0.00	0.00	0.00	0.00	0.00	0.00	0.00	0.00	0.00	0.00	0.00	0.00	0.00	0.00	
Liquidated damages and similar claims	0.00	0.00	0.00	0.00	0.00	0.00	0.00	0.00	0.00	0.00	0.00	0.00	0.00	0.00	0.00	0.00	0.00	0.00	0.00	0.00	0.00	0.00	0.00	0.00	0.00	0.00	0.00	
Unpaid 10% documentary stamp Tax, etc.)	0.00	0.00	0.00	0.00	0.00	0.00	0.00	0.00	0.00	0.00	0.00	0.00	0.00	0.00	0.00	0.00	0.00	0.00	0.00	0.00	0.00	0.00	0.00	0.00	0.00	0.00	0.00	
TOTAL NON-CASH DISBURSEMENTS	1,867,926.95	230,737.05	0.00	617,750.00	2,716,414.00	0.00	0.00	0.00	0.00	0.00	0.00	0.00	0.00	0.00	0.00	0.00	2,716,414.00	0.00	0.00	0.00	0.00	1,867,926.95	230,737.05	0.00	617,750.00	2,716,414.00		
GRAND TOTAL	22,235,842.64	5,581,289.82	0.00	9,884,000.00	37,701,132.46	0.00	0.00	0.00	0.00	0.00	0.00	0.00	0.00	0.00	0.00	0.00	37,701,132.46	0.00	0.00	0.00	0.00	22,235,842.64	5,581,289.82	0.00	9,884,000.00	37,701,132.46		

Certified Correct:


MARICEL V. ESCOBAR
 IC Accountant III
 Date: 7-Oct-22

Approved By:



PAMELA F. PITÁS
 IC Division Manager
 Date: 7-Oct-22

MONTHLY REPORT OF DISBURSEMENTS
For the month of August 2022

Department: Department of Finance (DOF)
 Agency/Entity: Insurance Commission
 Operating Unit: < not applicable >
 Organization Code (UACS): 11 008 000000
 Fund Cluster: 03 Special Account - Locally Funded/Domestic Grants Fund

Particulars	Current Year Budget					Prior Year's Budget											SUB-TOTAL	Trust Liabilities				Grand Total					Remarks								
	PS	MOOE	FinEx	CO	TOTAL	Prior Year's Accounts Payable					Current Year's Accounts Payable							TOTAL	PS	MOOE	CO	TOTAL	PS	MOOE	FinEx	CO		TOTAL							
						7	8	9	10	11=(7+8+9+10)	12	13	14	15	16=(12+13+14+15)	17=(11+16)													18=(6+17)	19	20	21	22=(19+20+21)	23	24
CASH DISBURSEMENTS	18,928,014.27	9,147,488.92	0.00	5,559,750.00	33,635,253.19	0.00	0.00	0.00	0.00	0.00	0.00	0.00	0.00	0.00	0.00	0.00	33,635,253.19	0.00	0.00	0.00	0.00	18,928,014.27	9,147,488.92	0.00	5,559,750.00	33,635,253.19									
Notice of Cash Allocation (NCA)	18,928,014.27	9,147,488.92	0.00	5,559,750.00	33,635,253.19	0.00	0.00	0.00	0.00	0.00	0.00	0.00	0.00	0.00	0.00	0.00	33,635,253.19	0.00	0.00	0.00	0.00	18,928,014.27	9,147,488.92	0.00	5,559,750.00	33,635,253.19									
MDS Checks Issued	18,057,689.85	8,127,691.36	0.00	5,559,750.00	31,745,131.21	0.00	0.00	0.00	0.00	0.00	0.00	0.00	0.00	0.00	0.00	0.00	31,745,131.21	0.00	0.00	0.00	0.00	18,057,689.85	8,127,691.36	0.00	5,559,750.00	31,745,131.21									
Advice to Debit Account	870,324.42	1,019,797.56	0.00	0.00	1,890,121.98	0.00	0.00	0.00	0.00	0.00	0.00	0.00	0.00	0.00	0.00	0.00	1,890,121.98	0.00	0.00	0.00	0.00	870,324.42	1,019,797.56	0.00	0.00	1,890,121.98									
Notice of Transfer Allocations (NTA)	0.00	0.00	0.00	0.00	0.00	0.00	0.00	0.00	0.00	0.00	0.00	0.00	0.00	0.00	0.00	0.00	0.00	0.00	0.00	0.00	0.00	0.00	0.00	0.00	0.00	0.00									
MDS Checks Issued	0.00	0.00	0.00	0.00	0.00	0.00	0.00	0.00	0.00	0.00	0.00	0.00	0.00	0.00	0.00	0.00	0.00	0.00	0.00	0.00	0.00	0.00	0.00	0.00	0.00	0.00									
Advice to Debit Account	0.00	0.00	0.00	0.00	0.00	0.00	0.00	0.00	0.00	0.00	0.00	0.00	0.00	0.00	0.00	0.00	0.00	0.00	0.00	0.00	0.00	0.00	0.00	0.00	0.00	0.00									
Working Fund for FAPs	0.00	0.00	0.00	0.00	0.00	0.00	0.00	0.00	0.00	0.00	0.00	0.00	0.00	0.00	0.00	0.00	0.00	0.00	0.00	0.00	0.00	0.00	0.00	0.00	0.00	0.00									
Cash Disbursement Ceiling (CDC)	0.00	0.00	0.00	0.00	0.00	0.00	0.00	0.00	0.00	0.00	0.00	0.00	0.00	0.00	0.00	0.00	0.00	0.00	0.00	0.00	0.00	0.00	0.00	0.00	0.00	0.00									
TOTAL CASH DISBURSEMENTS	18,928,014.27	9,147,488.92	0.00	5,559,750.00	33,635,253.19	0.00	0.00	0.00	0.00	0.00	0.00	0.00	0.00	0.00	0.00	0.00	33,635,253.19	0.00	0.00	0.00	0.00	18,928,014.27	9,147,488.92	0.00	5,559,750.00	33,635,253.19									
NON-CASH DISBURSEMENTS	1,907,251.48	436,717.87	0.00	370,650.00	2,714,619.35	0.00	0.00	0.00	0.00	0.00	0.00	0.00	0.00	0.00	0.00	0.00	2,714,619.35	0.00	0.00	0.00	0.00	1,907,251.48	436,717.87	0.00	370,650.00	2,714,619.35									
Tax Remittance Advices Issued (TRA)	1,907,251.48	436,717.87	0.00	370,650.00	2,714,619.35	0.00	0.00	0.00	0.00	0.00	0.00	0.00	0.00	0.00	0.00	0.00	2,714,619.35	0.00	0.00	0.00	0.00	1,907,251.48	436,717.87	0.00	370,650.00	2,714,619.35									
Non-Cash Availment Authority (NCAA)	0.00	0.00	0.00	0.00	0.00	0.00	0.00	0.00	0.00	0.00	0.00	0.00	0.00	0.00	0.00	0.00	0.00	0.00	0.00	0.00	0.00	0.00	0.00	0.00	0.00	0.00									
Disbursements effected through outright deductions from claims (please specify...)	0.00	0.00	0.00	0.00	0.00	0.00	0.00	0.00	0.00	0.00	0.00	0.00	0.00	0.00	0.00	0.00	0.00	0.00	0.00	0.00	0.00	0.00	0.00	0.00	0.00	0.00									
Overpayment of expenses (e.g. personnel benefits)	0.00	0.00	0.00	0.00	0.00	0.00	0.00	0.00	0.00	0.00	0.00	0.00	0.00	0.00	0.00	0.00	0.00	0.00	0.00	0.00	0.00	0.00	0.00	0.00	0.00	0.00									
Retention for fees or government property	0.00	0.00	0.00	0.00	0.00	0.00	0.00	0.00	0.00	0.00	0.00	0.00	0.00	0.00	0.00	0.00	0.00	0.00	0.00	0.00	0.00	0.00	0.00	0.00	0.00	0.00									
Liquidated damages and similar claims (with letter of demand/affidavit/stamp/Tag-Net)	0.00	0.00	0.00	0.00	0.00	0.00	0.00	0.00	0.00	0.00	0.00	0.00	0.00	0.00	0.00	0.00	0.00	0.00	0.00	0.00	0.00	0.00	0.00	0.00	0.00	0.00									
TOTAL NON-CASH DISBURSEMENTS	1,907,251.48	436,717.87	0.00	370,650.00	2,714,619.35	0.00	0.00	0.00	0.00	0.00	0.00	0.00	0.00	0.00	0.00	0.00	2,714,619.35	0.00	0.00	0.00	0.00	1,907,251.48	436,717.87	0.00	370,650.00	2,714,619.35									
GRAND TOTAL	20,835,265.75	9,584,206.79	0.00	5,930,400.00	36,349,872.54	0.00	0.00	0.00	0.00	0.00	0.00	0.00	0.00	0.00	0.00	0.00	36,349,872.54	0.00	0.00	0.00	0.00	20,835,265.75	9,584,206.79	0.00	5,930,400.00	36,349,872.54									

Certified Correct:


MARICEL V. ESCOBAR
 IC Accountant III
 Date: 08 September 2022

Approved By:


PAMELA F. PITAS
 Division Manager
 Date: 08 September 2022

MONTHLY REPORT OF DISBURSEMENTS
For the month of July 2022

Department: Department of Finance (DOF)
 Agency/Entity: Insurance Commission
 Operating Unit: < not applicable >
 Organization Code (UACS): 11 008 000000
 Fund Cluster: 03 Special Account - Locally Funded/Domestic Grants Fund

Particulars	Current Year Budget					Prior Year's Budget											Trust Liabilities				Grand Total					Remarks			
	PS	MOOE	FinEx	CO	TOTAL	Prior Year's Accounts Payable					Current Year's Accounts Payable						PS	MOOE	CO	TOTAL	PS	MOOE	FinEx	CO	TOTAL				
						7	8	9	10	11=(7+8+9+10)	12	13	14	15	16=(12+13+14+15)	17=(11+16)											18=(6+17)	19	20
CASH DISBURSEMENTS	10,469,717.40	12,378,465.24	0.00	0.00	22,848,182.64	0.00	0.00	0.00	0.00	0.00	0.00	0.00	0.00	0.00	0.00	0.00	0.00	0.00	0.00	22,848,182.64	0.00	0.00	0.00	0.00	10,469,717.40	12,378,465.24	0.00	0.00	22,848,182.64
Notice of Cash Allocation (NCA)	10,469,717.40	12,378,465.24	0.00	0.00	22,848,182.64	0.00	0.00	0.00	0.00	0.00	0.00	0.00	0.00	0.00	0.00	0.00	0.00	0.00	0.00	22,848,182.64	0.00	0.00	0.00	0.00	10,469,717.40	12,378,465.24	0.00	0.00	22,848,182.64
MDS Checks Issued	9,577,467.45	11,705,577.75	0.00	0.00	21,283,045.20	0.00	0.00	0.00	0.00	0.00	0.00	0.00	0.00	0.00	0.00	0.00	0.00	0.00	0.00	21,283,045.20	0.00	0.00	0.00	0.00	9,577,467.45	11,705,577.75	0.00	0.00	21,283,045.20
Advice to Debt Account	892,249.95	672,887.49	0.00	0.00	1,565,137.44	0.00	0.00	0.00	0.00	0.00	0.00	0.00	0.00	0.00	0.00	0.00	0.00	0.00	0.00	1,565,137.44	0.00	0.00	0.00	0.00	892,249.95	672,887.49	0.00	0.00	1,565,137.44
Notice of Transfer Allocations (NTA)	0.00	0.00	0.00	0.00	0.00	0.00	0.00	0.00	0.00	0.00	0.00	0.00	0.00	0.00	0.00	0.00	0.00	0.00	0.00	0.00	0.00	0.00	0.00	0.00	0.00	0.00	0.00	0.00	0.00
MDS Checks Issued	0.00	0.00	0.00	0.00	0.00	0.00	0.00	0.00	0.00	0.00	0.00	0.00	0.00	0.00	0.00	0.00	0.00	0.00	0.00	0.00	0.00	0.00	0.00	0.00	0.00	0.00	0.00	0.00	0.00
Advice to Debt Account	0.00	0.00	0.00	0.00	0.00	0.00	0.00	0.00	0.00	0.00	0.00	0.00	0.00	0.00	0.00	0.00	0.00	0.00	0.00	0.00	0.00	0.00	0.00	0.00	0.00	0.00	0.00	0.00	0.00
Working Fund for FAPs	0.00	0.00	0.00	0.00	0.00	0.00	0.00	0.00	0.00	0.00	0.00	0.00	0.00	0.00	0.00	0.00	0.00	0.00	0.00	0.00	0.00	0.00	0.00	0.00	0.00	0.00	0.00	0.00	0.00
Cash Disbursement Ceiling (CDC)	0.00	0.00	0.00	0.00	0.00	0.00	0.00	0.00	0.00	0.00	0.00	0.00	0.00	0.00	0.00	0.00	0.00	0.00	0.00	0.00	0.00	0.00	0.00	0.00	0.00	0.00	0.00	0.00	0.00
TOTAL CASH DISBURSEMENTS	10,469,717.40	12,378,465.24	0.00	0.00	22,848,182.64	0.00	0.00	0.00	0.00	0.00	0.00	0.00	0.00	0.00	0.00	0.00	0.00	0.00	0.00	22,848,182.64	0.00	0.00	0.00	0.00	10,469,717.40	12,378,465.24	0.00	0.00	22,848,182.64
NON-CASH DISBURSEMENTS	1,892,526.00	331,673.31	0.00	0.00	2,224,199.31	0.00	0.00	0.00	0.00	0.00	0.00	0.00	0.00	0.00	0.00	0.00	0.00	0.00	0.00	2,224,199.31	0.00	0.00	0.00	0.00	1,892,526.00	331,673.31	0.00	0.00	2,224,199.31
Tax Remittance Advances Issued (TRA)	1,892,526.00	331,673.31	0.00	0.00	2,224,199.31	0.00	0.00	0.00	0.00	0.00	0.00	0.00	0.00	0.00	0.00	0.00	0.00	0.00	0.00	2,224,199.31	0.00	0.00	0.00	0.00	1,892,526.00	331,673.31	0.00	0.00	2,224,199.31
Non-Cash Award Authority (NCAA)	0.00	0.00	0.00	0.00	0.00	0.00	0.00	0.00	0.00	0.00	0.00	0.00	0.00	0.00	0.00	0.00	0.00	0.00	0.00	0.00	0.00	0.00	0.00	0.00	0.00	0.00	0.00	0.00	0.00
Disbursements effected through outright deductions from claims (please specify...)	0.00	0.00	0.00	0.00	0.00	0.00	0.00	0.00	0.00	0.00	0.00	0.00	0.00	0.00	0.00	0.00	0.00	0.00	0.00	0.00	0.00	0.00	0.00	0.00	0.00	0.00	0.00	0.00	0.00
Overpayment of expenses(e.g. personnel benefits)	0.00	0.00	0.00	0.00	0.00	0.00	0.00	0.00	0.00	0.00	0.00	0.00	0.00	0.00	0.00	0.00	0.00	0.00	0.00	0.00	0.00	0.00	0.00	0.00	0.00	0.00	0.00	0.00	0.00
Restitution for loss of government property	0.00	0.00	0.00	0.00	0.00	0.00	0.00	0.00	0.00	0.00	0.00	0.00	0.00	0.00	0.00	0.00	0.00	0.00	0.00	0.00	0.00	0.00	0.00	0.00	0.00	0.00	0.00	0.00	0.00
Liquidated damages and similar claims	0.00	0.00	0.00	0.00	0.00	0.00	0.00	0.00	0.00	0.00	0.00	0.00	0.00	0.00	0.00	0.00	0.00	0.00	0.00	0.00	0.00	0.00	0.00	0.00	0.00	0.00	0.00	0.00	0.00
Others (TEF, B7r- Documentary Stamp Tax, etc.)	0.00	0.00	0.00	0.00	0.00	0.00	0.00	0.00	0.00	0.00	0.00	0.00	0.00	0.00	0.00	0.00	0.00	0.00	0.00	0.00	0.00	0.00	0.00	0.00	0.00	0.00	0.00	0.00	0.00
TOTAL NON-CASH DISBURSEMENTS	1,892,526.00	331,673.31	0.00	0.00	2,224,199.31	0.00	0.00	0.00	0.00	0.00	0.00	0.00	0.00	0.00	0.00	0.00	0.00	0.00	0.00	2,224,199.31	0.00	0.00	0.00	0.00	1,892,526.00	331,673.31	0.00	0.00	2,224,199.31
GRAND TOTAL	12,362,243.40	12,710,138.55	0.00	0.00	25,072,381.95	0.00	0.00	0.00	0.00	0.00	0.00	0.00	0.00	0.00	0.00	0.00	0.00	0.00	0.00	25,072,381.95	0.00	0.00	0.00	0.00	12,362,243.40	12,710,138.55	0.00	0.00	25,072,381.95

Certified Correct:


MARICELY ESCOBAR
 IC Accountant III
 Date: 08 August 2022

Approved By:



PAMELA F. PITAS
 IC Division Manager
 Date: 08 August 2022

MONTHLY REPORT OF DISBURSEMENTS
For the month of May 2022

Department: Department of Finance (DOF)
 Agency/Entity: Insurance Commission
 Operating Unit: < not applicable >
 Organization Code (UACS): 11 008 0000000
 Fund Cluster: 03 Special Account - Locally Funded/Domestic Grants Fund

Particulars	Current Year Budget					Prior Year's Budget											SUB-TOTAL	Trust Liabilities				Grand Total					Remarks		
	PS	MOOE	FinEx	CO	TOTAL	Prior Year's Accounts Payable					Current Year's Accounts Payable					TOTAL		PS	MOOE	CO	TOTAL	PS	MOOE	FinEx	CO	TOTAL			
						PS	MOOE	FinEx	CO	Sub-Total	PS	MOOE	FinEx	CO	Sub-Total													PS	MOOE
1	2	3	4	5	6=(2+3+4+5)	7	8	9	10	11=(7+8+9+10)	12	13	14	15	16=(12+13+14+15)	17=(11+16)	18=(6+17)	19	20	21	22=(19+20+21)	23	24	25	26	27=(23+24+25+26)	28		
CASH DISBURSEMENTS	25,591,241.97	9,251,706.87	0.00	0.00	34,842,948.84	0.00	0.00	0.00	0.00	0.00	0.00	0.00	0.00	0.00	0.00	0.00	34,842,948.84	0.00	0.00	0.00	0.00	25,591,241.97	9,251,706.87	0.00	0.00	34,842,948.84			
Notice of Cash Allocation (NCA)	25,591,241.97	9,251,706.87	0.00	0.00	34,842,948.84	0.00	0.00	0.00	0.00	0.00	0.00	0.00	0.00	0.00	0.00	0.00	34,842,948.84	0.00	0.00	0.00	0.00	25,591,241.97	9,251,706.87	0.00	0.00	34,842,948.84			
MDS Checks Issued	25,316,148.47	8,364,626.60	0.00	0.00	33,680,775.07	0.00	0.00	0.00	0.00	0.00	0.00	0.00	0.00	0.00	0.00	0.00	33,680,775.07	0.00	0.00	0.00	0.00	25,316,148.47	8,364,626.60	0.00	0.00	33,680,775.07			
Advice to Debit Account	275,093.50	887,080.27	0.00	0.00	1,162,173.77	0.00	0.00	0.00	0.00	0.00	0.00	0.00	0.00	0.00	0.00	0.00	1,162,173.77	0.00	0.00	0.00	0.00	275,093.50	887,080.27	0.00	0.00	1,162,173.77			
Notice of Transfer Allocations (NTA)	0.00	0.00	0.00	0.00	0.00	0.00	0.00	0.00	0.00	0.00	0.00	0.00	0.00	0.00	0.00	0.00	0.00	0.00	0.00	0.00	0.00	0.00	0.00	0.00	0.00	0.00	0.00		
MDS Checks Issued	0.00	0.00	0.00	0.00	0.00	0.00	0.00	0.00	0.00	0.00	0.00	0.00	0.00	0.00	0.00	0.00	0.00	0.00	0.00	0.00	0.00	0.00	0.00	0.00	0.00	0.00	0.00	0.00	
Advice to Debit Account	0.00	0.00	0.00	0.00	0.00	0.00	0.00	0.00	0.00	0.00	0.00	0.00	0.00	0.00	0.00	0.00	0.00	0.00	0.00	0.00	0.00	0.00	0.00	0.00	0.00	0.00	0.00	0.00	
Working Fund for FAPs	0.00	0.00	0.00	0.00	0.00	0.00	0.00	0.00	0.00	0.00	0.00	0.00	0.00	0.00	0.00	0.00	0.00	0.00	0.00	0.00	0.00	0.00	0.00	0.00	0.00	0.00	0.00	0.00	
Cash Disbursement Ceiling (CDC)	0.00	0.00	0.00	0.00	0.00	0.00	0.00	0.00	0.00	0.00	0.00	0.00	0.00	0.00	0.00	0.00	0.00	0.00	0.00	0.00	0.00	0.00	0.00	0.00	0.00	0.00	0.00	0.00	
TOTAL CASH DISBURSEMENTS	25,591,241.97	9,251,706.87	0.00	0.00	34,842,948.84	0.00	0.00	0.00	0.00	0.00	0.00	0.00	0.00	0.00	0.00	0.00	34,842,948.84	0.00	0.00	0.00	0.00	25,591,241.97	9,251,706.87	0.00	0.00	34,842,948.84			
NON-CASH DISBURSEMENTS	2,690,256.67	560,384.80	0.00	0.00	3,250,641.47	0.00	0.00	0.00	0.00	0.00	0.00	0.00	0.00	0.00	0.00	0.00	3,250,641.47	0.00	0.00	0.00	0.00	2,690,256.67	560,384.80	0.00	0.00	3,250,641.47			
Tax Remittance Advices Issued (TRA)	2,690,256.67	560,384.80	0.00	0.00	3,250,641.47	0.00	0.00	0.00	0.00	0.00	0.00	0.00	0.00	0.00	0.00	0.00	3,250,641.47	0.00	0.00	0.00	0.00	2,690,256.67	560,384.80	0.00	0.00	3,250,641.47			
Non-Cash Availment Authority (NCAA)	0.00	0.00	0.00	0.00	0.00	0.00	0.00	0.00	0.00	0.00	0.00	0.00	0.00	0.00	0.00	0.00	0.00	0.00	0.00	0.00	0.00	0.00	0.00	0.00	0.00	0.00	0.00	0.00	
Disbursements effected through outright deductions from claims (please specify...)	0.00	0.00	0.00	0.00	0.00	0.00	0.00	0.00	0.00	0.00	0.00	0.00	0.00	0.00	0.00	0.00	0.00	0.00	0.00	0.00	0.00	0.00	0.00	0.00	0.00	0.00	0.00	0.00	
Overpayment of expenses (e.g. personnel benefits)	0.00	0.00	0.00	0.00	0.00	0.00	0.00	0.00	0.00	0.00	0.00	0.00	0.00	0.00	0.00	0.00	0.00	0.00	0.00	0.00	0.00	0.00	0.00	0.00	0.00	0.00	0.00	0.00	
Restitution for loss of government property	0.00	0.00	0.00	0.00	0.00	0.00	0.00	0.00	0.00	0.00	0.00	0.00	0.00	0.00	0.00	0.00	0.00	0.00	0.00	0.00	0.00	0.00	0.00	0.00	0.00	0.00	0.00	0.00	
Liquidated damages and similar claims	0.00	0.00	0.00	0.00	0.00	0.00	0.00	0.00	0.00	0.00	0.00	0.00	0.00	0.00	0.00	0.00	0.00	0.00	0.00	0.00	0.00	0.00	0.00	0.00	0.00	0.00	0.00	0.00	
Others (TEF, BTr-Documentary Stamp Tax, etc.)	0.00	0.00	0.00	0.00	0.00	0.00	0.00	0.00	0.00	0.00	0.00	0.00	0.00	0.00	0.00	0.00	0.00	0.00	0.00	0.00	0.00	0.00	0.00	0.00	0.00	0.00	0.00	0.00	
TOTAL NON-CASH DISBURSEMENTS	2,690,256.67	560,384.80	0.00	0.00	3,250,641.47	0.00	0.00	0.00	0.00	0.00	0.00	0.00	0.00	0.00	0.00	0.00	3,250,641.47	0.00	0.00	0.00	0.00	2,690,256.67	560,384.80	0.00	0.00	3,250,641.47			
GRAND TOTAL	28,281,498.64	9,812,091.67	0.00	0.00	38,093,590.31	0.00	0.00	0.00	0.00	0.00	0.00	0.00	0.00	0.00	0.00	0.00	38,093,590.31	0.00	0.00	0.00	0.00	28,281,498.64	9,812,091.67	0.00	0.00	38,093,590.31			

Certified Correct:


 MARILYN T. DEL PILAR
 IC Accountant III
 Date: 08 June 2022

Approved By:


 PAMELA F. PITARS
 IC Division Manager
 Date: 08 June 2022


MONTHLY REPORT OF DISBURSEMENTS

For the month of April 2022

Department Department of Finance (DOF)
Agency/Entity Insurance Commission
Operating Unit < not applicable >
Organization Code (UACS) 11 008 0000000
Fund Cluster 03 Special Account - Locally Funded/Domestic Grants Fund

Particulars	Current Year Budget					Prior Year's Budget					SUB-TOTAL	Trust Liabilities				Grand Total					Remarks						
	PS	MOOE	FinEx	CO	TOTAL	Prior Year's Accounts Payable				Current Year's Accounts Payable				TOTAL	PS	MOOE	CO	TOTAL	PS	MOOE		FinEx	CO	TOTAL			
					6=(2+3+4+5)	7	8	9	10	11=(7+8+9+10)		12	13	14	15	16=(12+13+14+15)	17=(11+16)	18=(6+17)	19	20		21	22=(19+20+21)	23	24	25	26
CASH DISBURSEMENTS	14,201,508.02	7,949,199.30	0.00	3,706,500.00	25,857,207.32	0.00	0.00	0.00	0.00	0.00	0.00	0.00	0.00	0.00	0.00	0.00	25,857,207.32	0.00	0.00	0.00	0.00	14,201,508.02	7,949,199.30	0.00	3,706,500.00	25,857,207.32	
Notice of Cash Allocation (NCA)	14,201,508.02	7,949,199.30	0.00	3,706,500.00	25,857,207.32	0.00	0.00	0.00	0.00	0.00	0.00	0.00	0.00	0.00	0.00	0.00	25,857,207.32	0.00	0.00	0.00	0.00	14,201,508.02	7,949,199.30	0.00	3,706,500.00	25,857,207.32	
MDS Checks Issued	13,534,274.62	6,756,030.97	0.00	3,706,500.00	23,996,805.59	0.00	0.00	0.00	0.00	0.00	0.00	0.00	0.00	0.00	0.00	0.00	23,996,805.59	0.00	0.00	0.00	0.00	13,534,274.62	6,756,030.97	0.00	3,706,500.00	23,996,805.59	
Advice to Debit Account	667,233.40	1,193,168.33	0.00	0.00	1,860,401.73	0.00	0.00	0.00	0.00	0.00	0.00	0.00	0.00	0.00	0.00	0.00	1,860,401.73	0.00	0.00	0.00	0.00	667,233.40	1,193,168.33	0.00	0.00	1,860,401.73	
Notice of Transfer Allocations (NTA)	0.00	0.00	0.00	0.00	0.00	0.00	0.00	0.00	0.00	0.00	0.00	0.00	0.00	0.00	0.00	0.00	0.00	0.00	0.00	0.00	0.00	0.00	0.00	0.00	0.00	0.00	
MDS Checks Issued	0.00	0.00	0.00	0.00	0.00	0.00	0.00	0.00	0.00	0.00	0.00	0.00	0.00	0.00	0.00	0.00	0.00	0.00	0.00	0.00	0.00	0.00	0.00	0.00	0.00	0.00	
Advice to Debit Account	0.00	0.00	0.00	0.00	0.00	0.00	0.00	0.00	0.00	0.00	0.00	0.00	0.00	0.00	0.00	0.00	0.00	0.00	0.00	0.00	0.00	0.00	0.00	0.00	0.00	0.00	
Working Fund for FAPs	0.00	0.00	0.00	0.00	0.00	0.00	0.00	0.00	0.00	0.00	0.00	0.00	0.00	0.00	0.00	0.00	0.00	0.00	0.00	0.00	0.00	0.00	0.00	0.00	0.00	0.00	
Cash Disbursement Ceiling (CDC)	0.00	0.00	0.00	0.00	0.00	0.00	0.00	0.00	0.00	0.00	0.00	0.00	0.00	0.00	0.00	0.00	0.00	0.00	0.00	0.00	0.00	0.00	0.00	0.00	0.00	0.00	
TOTAL CASH DISBURSEMENTS	14,201,508.02	7,949,199.30	0.00	3,706,500.00	25,857,207.32	0.00	0.00	0.00	0.00	0.00	0.00	0.00	0.00	0.00	0.00	0.00	25,857,207.32	0.00	0.00	0.00	0.00	14,201,508.02	7,949,199.30	0.00	3,706,500.00	25,857,207.32	
NON-CASH DISBURSEMENTS	1,855,586.00	254,967.89	0.00	247,100.00	2,357,653.89	0.00	0.00	0.00	0.00	0.00	0.00	0.00	0.00	0.00	0.00	0.00	2,357,653.89	0.00	0.00	0.00	0.00	1,855,586.00	254,967.89	0.00	247,100.00	2,357,653.89	
Tax Remittance Advices Issued (TRA)	1,855,586.00	254,967.89	0.00	247,100.00	2,357,653.89	0.00	0.00	0.00	0.00	0.00	0.00	0.00	0.00	0.00	0.00	0.00	2,357,653.89	0.00	0.00	0.00	0.00	1,855,586.00	254,967.89	0.00	247,100.00	2,357,653.89	
Non-Cash Availment Authority (NCAA)	0.00	0.00	0.00	0.00	0.00	0.00	0.00	0.00	0.00	0.00	0.00	0.00	0.00	0.00	0.00	0.00	0.00	0.00	0.00	0.00	0.00	0.00	0.00	0.00	0.00	0.00	
Disbursements effected through outright deductions from claims (please specify...)	0.00	0.00	0.00	0.00	0.00	0.00	0.00	0.00	0.00	0.00	0.00	0.00	0.00	0.00	0.00	0.00	0.00	0.00	0.00	0.00	0.00	0.00	0.00	0.00	0.00	0.00	
Overpayment of expenses(e.g. personnel benefits)	0.00	0.00	0.00	0.00	0.00	0.00	0.00	0.00	0.00	0.00	0.00	0.00	0.00	0.00	0.00	0.00	0.00	0.00	0.00	0.00	0.00	0.00	0.00	0.00	0.00	0.00	
Restitution for loss of government property	0.00	0.00	0.00	0.00	0.00	0.00	0.00	0.00	0.00	0.00	0.00	0.00	0.00	0.00	0.00	0.00	0.00	0.00	0.00	0.00	0.00	0.00	0.00	0.00	0.00	0.00	
Liquidated damages and similar claims	0.00	0.00	0.00	0.00	0.00	0.00	0.00	0.00	0.00	0.00	0.00	0.00	0.00	0.00	0.00	0.00	0.00	0.00	0.00	0.00	0.00	0.00	0.00	0.00	0.00	0.00	
Others(TEF, BTr-Documentary Stamp Tax, etc.)	0.00	0.00	0.00	0.00	0.00	0.00	0.00	0.00	0.00	0.00	0.00	0.00	0.00	0.00	0.00	0.00	0.00	0.00	0.00	0.00	0.00	0.00	0.00	0.00	0.00	0.00	
TOTAL NON-CASH DISBURSEMENTS	1,855,586.00	254,967.89	0.00	247,100.00	2,357,653.89	0.00	0.00	0.00	0.00	0.00	0.00	0.00	0.00	0.00	0.00	0.00	2,357,653.89	0.00	0.00	0.00	0.00	1,855,586.00	254,967.89	0.00	247,100.00	2,357,653.89	
GRAND TOTAL	16,057,094.02	8,204,167.19	0.00	3,953,600.00	28,214,861.21	0.00	0.00	0.00	0.00	0.00	0.00	0.00	0.00	0.00	0.00	0.00	28,214,861.21	0.00	0.00	0.00	0.00	16,057,094.02	8,204,167.19	0.00	3,953,600.00	28,214,861.21	

Certified Correct:



 MARKLYN T. DEL PILAR
 IC Accountant III
 Date: 10 May 2022

Approved By:




 PAMELA F. PITÁS
 IC Division Manager
 Date: 10 May 2022

MONTHLY REPORT OF DISBURSEMENTS
For the month of February 2022

Department: Department of Finance (DOF)
Agency/Entity: Insurance Commission
Operating Unit: < not applicable >
Organization Code (UACS): 11 008 0000000
Fund Cluster: 03 Special Account - Locally Funded/Domestic Grants Fund

Particulars	Current Year Budget					Prior Year's Budget											Trust Liabilities					Grand Total					Remarks		
	PS	MOOE	FinEx	CO	TOTAL 6=(2+3+4+5)	Prior Year's Accounts Payable					Current Year's Accounts Payable						TOTAL	SUB-TOTAL	PS	MOOE	CO	TOTAL 22=(19+20+21)	PS	MOOE	FinEx	CO		TOTAL 27=(23+24+25+26)	
						PS	MOOE	FinEx	CO	Sub-Total 11=(7+8+9+10)	PS	MOOE	FinEx	CO	Sub-Total 16=(12+13+14+15)	17=(11+16)													18=(6+17)
CASH DISBURSEMENTS	14,023,500.01	12,318,833.54	0.00	670,484.06	27,012,817.61	0.00	0.00	0.00	0.00	0.00	0.00	0.00	0.00	0.00	0.00	0.00	0.00	0.00	0.00	0.00	0.00	0.00	0.00	14,023,500.01	12,318,833.54	0.00	670,484.06	27,012,817.61	
Notice of Cash Allocation (NCA)	14,023,500.01	12,318,833.54	0.00	670,484.06	27,012,817.61	0.00	0.00	0.00	0.00	0.00	0.00	0.00	0.00	0.00	0.00	0.00	0.00	0.00	0.00	0.00	0.00	0.00	0.00	14,023,500.01	12,318,833.54	0.00	670,484.06	27,012,817.61	
MDS Checks Issued	13,828,956.03	11,653,351.64	0.00	670,484.06	26,152,791.73	0.00	0.00	0.00	0.00	0.00	0.00	0.00	0.00	0.00	0.00	0.00	0.00	0.00	0.00	0.00	0.00	0.00	0.00	13,828,956.03	11,653,351.64	0.00	670,484.06	26,152,791.73	
Advice to Debit Account	194,543.98	665,481.90	0.00	0.00	860,025.88	0.00	0.00	0.00	0.00	0.00	0.00	0.00	0.00	0.00	0.00	0.00	0.00	0.00	0.00	0.00	0.00	0.00	0.00	194,543.98	665,481.90	0.00	0.00	860,025.88	
Notice of Transfer Allocations (NTA)	0.00	0.00	0.00	0.00	0.00	0.00	0.00	0.00	0.00	0.00	0.00	0.00	0.00	0.00	0.00	0.00	0.00	0.00	0.00	0.00	0.00	0.00	0.00	0.00	0.00	0.00	0.00	0.00	
MDS Checks Issued	0.00	0.00	0.00	0.00	0.00	0.00	0.00	0.00	0.00	0.00	0.00	0.00	0.00	0.00	0.00	0.00	0.00	0.00	0.00	0.00	0.00	0.00	0.00	0.00	0.00	0.00	0.00	0.00	
Advice to Debit Account	0.00	0.00	0.00	0.00	0.00	0.00	0.00	0.00	0.00	0.00	0.00	0.00	0.00	0.00	0.00	0.00	0.00	0.00	0.00	0.00	0.00	0.00	0.00	0.00	0.00	0.00	0.00	0.00	
Working Fund for FAPs	0.00	0.00	0.00	0.00	0.00	0.00	0.00	0.00	0.00	0.00	0.00	0.00	0.00	0.00	0.00	0.00	0.00	0.00	0.00	0.00	0.00	0.00	0.00	0.00	0.00	0.00	0.00	0.00	
Cash Disbursement Ceiling (CDC)	0.00	0.00	0.00	0.00	0.00	0.00	0.00	0.00	0.00	0.00	0.00	0.00	0.00	0.00	0.00	0.00	0.00	0.00	0.00	0.00	0.00	0.00	0.00	0.00	0.00	0.00	0.00	0.00	
TOTAL CASH DISBURSEMENTS	14,023,500.01	12,318,833.54	0.00	670,484.06	27,012,817.61	0.00	0.00	0.00	0.00	0.00	0.00	0.00	0.00	0.00	0.00	0.00	0.00	0.00	0.00	0.00	0.00	0.00	0.00	14,023,500.01	12,318,833.54	0.00	670,484.06	27,012,817.61	
NON-CASH DISBURSEMENTS	2,051,894.01	263,443.91	0.00	38,008.54	2,353,346.46	0.00	0.00	0.00	0.00	0.00	0.00	0.00	0.00	0.00	0.00	0.00	0.00	0.00	0.00	0.00	0.00	0.00	0.00	2,051,894.01	263,443.91	0.00	38,008.54	2,353,346.46	
Tax Remittance Advices Issued (TRA)	2,051,894.01	263,443.91	0.00	38,008.54	2,353,346.46	0.00	0.00	0.00	0.00	0.00	0.00	0.00	0.00	0.00	0.00	0.00	0.00	0.00	0.00	0.00	0.00	0.00	0.00	2,051,894.01	263,443.91	0.00	38,008.54	2,353,346.46	
Non-Cash Availment Authority (NCAA)	0.00	0.00	0.00	0.00	0.00	0.00	0.00	0.00	0.00	0.00	0.00	0.00	0.00	0.00	0.00	0.00	0.00	0.00	0.00	0.00	0.00	0.00	0.00	0.00	0.00	0.00	0.00	0.00	
Disbursements effected through outright deductions from claims (please specify...)	0.00	0.00	0.00	0.00	0.00	0.00	0.00	0.00	0.00	0.00	0.00	0.00	0.00	0.00	0.00	0.00	0.00	0.00	0.00	0.00	0.00	0.00	0.00	0.00	0.00	0.00	0.00	0.00	
Overpayment of expenses(e.g. personnel benefits)	0.00	0.00	0.00	0.00	0.00	0.00	0.00	0.00	0.00	0.00	0.00	0.00	0.00	0.00	0.00	0.00	0.00	0.00	0.00	0.00	0.00	0.00	0.00	0.00	0.00	0.00	0.00	0.00	
Restitution for loss of government property	0.00	0.00	0.00	0.00	0.00	0.00	0.00	0.00	0.00	0.00	0.00	0.00	0.00	0.00	0.00	0.00	0.00	0.00	0.00	0.00	0.00	0.00	0.00	0.00	0.00	0.00	0.00	0.00	
Liquidated damages and similar claims	0.00	0.00	0.00	0.00	0.00	0.00	0.00	0.00	0.00	0.00	0.00	0.00	0.00	0.00	0.00	0.00	0.00	0.00	0.00	0.00	0.00	0.00	0.00	0.00	0.00	0.00	0.00	0.00	
Others(TEF, BTR-Documentary Stamp Tax, etc.)	0.00	0.00	0.00	0.00	0.00	0.00	0.00	0.00	0.00	0.00	0.00	0.00	0.00	0.00	0.00	0.00	0.00	0.00	0.00	0.00	0.00	0.00	0.00	0.00	0.00	0.00	0.00	0.00	
TOTAL NON-CASH DISBURSEMENTS	2,051,894.01	263,443.91	0.00	38,008.54	2,353,346.46	0.00	0.00	0.00	0.00	0.00	0.00	0.00	0.00	0.00	0.00	0.00	0.00	0.00	0.00	0.00	0.00	0.00	0.00	2,051,894.01	263,443.91	0.00	38,008.54	2,353,346.46	
GRAND TOTAL	16,075,394.02	12,582,277.45	0.00	708,492.60	29,366,164.07	0.00	0.00	0.00	0.00	0.00	0.00	0.00	0.00	0.00	0.00	0.00	0.00	0.00	0.00	0.00	0.00	0.00	0.00	16,075,394.02	12,582,277.45	0.00	708,492.60	29,366,164.07	

Certified Correct:

MARLYN T. DEL PILAR
IC Accountant III

Date: 10 March 2022

Recommending Approval:

CAROLYN ANNE C. CASTRO
IC Accountant IV

Date: 10 March 2022

Approved By:


PAMELA F. PITAS
IC Division Manager

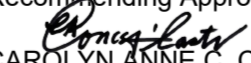
Date: 10 March 2022

MONTHLY REPORT OF DISBURSEMENTS
For the month of January 2022

Department: Department of Finance (DOF)
 Agency/Entity: Insurance Commission
 Operating Unit: < not applicable >
 Organization Code (UACS): 11 008 0000000
 Fund Cluster: 03 Special Account - Locally Funded/Domestic Grants Fund

Particulars	Current Year Budget					Prior Year's Budget											SUB-TOTAL	Trust Liabilities				Grand Total					Remarks	
	PS	MOOE	FinEx	CO	TOTAL	Prior Year's Accounts Payable					Current Year's Accounts Payable							TOTAL	PS	MOOE	CO	TOTAL	PS	MOOE	FinEx	CO		TOTAL
						PS	MOOE	FinEx	CO	Sub-Total	PS	MOOE	FinEx	CO	Sub-Total	PS												
1	2	3	4	5	6=(2+3+4+5)	7	8	9	10	11=(7+8+9+10)	12	13	14	15	16=(12+13+14+15)	17=(11+16)	18=(6+17)	19	20	21	22=(19+20+21)	23	24	25	26	27=(23+24+25+26)	28	
CASH DISBURSEMENTS	14,447,667.01	864,100.61	0.00	0.00	15,311,767.62	0.00	0.00	0.00	0.00	0.00	0.00	0.00	0.00	0.00	0.00	0.00	0.00	0.00	0.00	0.00	0.00	14,447,667.01	864,100.61	0.00	0.00	15,311,767.62		
Notice of Cash Allocation (NCA)	14,447,667.01	864,100.61	0.00	0.00	15,311,767.62	0.00	0.00	0.00	0.00	0.00	0.00	0.00	0.00	0.00	0.00	0.00	0.00	0.00	0.00	0.00	0.00	14,447,667.01	864,100.61	0.00	0.00	15,311,767.62		
MDS Checks Issued	14,241,563.55	725,183.05	0.00	0.00	14,966,746.60	0.00	0.00	0.00	0.00	0.00	0.00	0.00	0.00	0.00	0.00	0.00	0.00	0.00	0.00	0.00	0.00	14,241,563.55	725,183.05	0.00	0.00	14,966,746.60		
Advice to Debit Account	206,103.46	138,917.56	0.00	0.00	345,021.02	0.00	0.00	0.00	0.00	0.00	0.00	0.00	0.00	0.00	0.00	0.00	0.00	0.00	0.00	0.00	0.00	206,103.46	138,917.56	0.00	0.00	345,021.02		
Notice of Transfer Allocations (NTA)	0.00	0.00	0.00	0.00	0.00	0.00	0.00	0.00	0.00	0.00	0.00	0.00	0.00	0.00	0.00	0.00	0.00	0.00	0.00	0.00	0.00	0.00	0.00	0.00	0.00	0.00		
MDS Checks Issued	0.00	0.00	0.00	0.00	0.00	0.00	0.00	0.00	0.00	0.00	0.00	0.00	0.00	0.00	0.00	0.00	0.00	0.00	0.00	0.00	0.00	0.00	0.00	0.00	0.00	0.00		
Advice to Debit Account	0.00	0.00	0.00	0.00	0.00	0.00	0.00	0.00	0.00	0.00	0.00	0.00	0.00	0.00	0.00	0.00	0.00	0.00	0.00	0.00	0.00	0.00	0.00	0.00	0.00	0.00		
Working Fund for FAPs	0.00	0.00	0.00	0.00	0.00	0.00	0.00	0.00	0.00	0.00	0.00	0.00	0.00	0.00	0.00	0.00	0.00	0.00	0.00	0.00	0.00	0.00	0.00	0.00	0.00	0.00		
Cash Disbursement Ceiling (CDC)	0.00	0.00	0.00	0.00	0.00	0.00	0.00	0.00	0.00	0.00	0.00	0.00	0.00	0.00	0.00	0.00	0.00	0.00	0.00	0.00	0.00	0.00	0.00	0.00	0.00	0.00		
TOTAL CASH DISBURSEMENTS	14,447,667.01	864,100.61	0.00	0.00	15,311,767.62	0.00	0.00	0.00	0.00	0.00	0.00	0.00	0.00	0.00	0.00	0.00	0.00	0.00	0.00	0.00	0.00	14,447,667.01	864,100.61	0.00	0.00	15,311,767.62		
NON-CASH DISBURSEMENTS	1,960,633.77	23,973.81	0.00	0.00	1,984,607.58	0.00	0.00	0.00	0.00	0.00	0.00	0.00	0.00	0.00	0.00	0.00	0.00	0.00	0.00	0.00	0.00	1,960,633.77	23,973.81	0.00	0.00	1,984,607.58		
Tax Remittance Advices Issued (TRA)	1,960,633.77	23,973.81	0.00	0.00	1,984,607.58	0.00	0.00	0.00	0.00	0.00	0.00	0.00	0.00	0.00	0.00	0.00	0.00	0.00	0.00	0.00	0.00	1,960,633.77	23,973.81	0.00	0.00	1,984,607.58		
Non-Cash Availment Authority (NCAA)	0.00	0.00	0.00	0.00	0.00	0.00	0.00	0.00	0.00	0.00	0.00	0.00	0.00	0.00	0.00	0.00	0.00	0.00	0.00	0.00	0.00	0.00	0.00	0.00	0.00			
Disbursements effected through outright deductions from claims (please specify...)	0.00	0.00	0.00	0.00	0.00	0.00	0.00	0.00	0.00	0.00	0.00	0.00	0.00	0.00	0.00	0.00	0.00	0.00	0.00	0.00	0.00	0.00	0.00	0.00	0.00			
Overpayment of expenses(e.g. personnel benefits)	0.00	0.00	0.00	0.00	0.00	0.00	0.00	0.00	0.00	0.00	0.00	0.00	0.00	0.00	0.00	0.00	0.00	0.00	0.00	0.00	0.00	0.00	0.00	0.00	0.00			
Restitution for loss of government property	0.00	0.00	0.00	0.00	0.00	0.00	0.00	0.00	0.00	0.00	0.00	0.00	0.00	0.00	0.00	0.00	0.00	0.00	0.00	0.00	0.00	0.00	0.00	0.00	0.00			
Liquidated damages and similar claims	0.00	0.00	0.00	0.00	0.00	0.00	0.00	0.00	0.00	0.00	0.00	0.00	0.00	0.00	0.00	0.00	0.00	0.00	0.00	0.00	0.00	0.00	0.00	0.00	0.00			
Others(TEF, BTR-Documentary Stamp Tax, etc.)	0.00	0.00	0.00	0.00	0.00	0.00	0.00	0.00	0.00	0.00	0.00	0.00	0.00	0.00	0.00	0.00	0.00	0.00	0.00	0.00	0.00	0.00	0.00	0.00	0.00			
TOTAL NON-CASH DISBURSEMENTS	1,960,633.77	23,973.81	0.00	0.00	1,984,607.58	0.00	0.00	0.00	0.00	0.00	0.00	0.00	0.00	0.00	0.00	0.00	0.00	0.00	0.00	0.00	0.00	1,960,633.77	23,973.81	0.00	0.00	1,984,607.58		
GRAND TOTAL	16,408,300.78	888,074.42	0.00	0.00	17,296,375.20	0.00	0.00	0.00	0.00	0.00	0.00	0.00	0.00	0.00	0.00	0.00	0.00	0.00	0.00	0.00	0.00	16,408,300.78	888,074.42	0.00	0.00	17,296,375.20		

Certified Correct:

 MARLYN T. DEL PILAR
 IC Accountant III
 Date: 10 February 2022

Recommending Approval:

 CAROLYN ANNE C. CASTRO
 IC Accountant IV
 Date: 10 February 2022

Approved By:

 PAMELA F. PITÁS
 IC Division Manager
 Date: 10 February 2022